

FRANKE

A woman with dark hair, wearing a light-colored button-down shirt and grey trousers, is standing in a modern kitchen. She is smiling and looking down at a glass bowl filled with green leafy salad and cherry tomatoes. She is using two white-handled wooden salad tongs to mix the salad. In the foreground, a sleek, modern Franke faucet with a curved spout and a textured cylindrical body is visible, set against a dark kitchen background. The overall lighting is warm and focused on the woman and the salad.

COLLECTIONS

2025•2026

Sinks

The sinks in the pictures do not have mixer holes. The exact position can be seen from the technical drawing next to the picture.



POP-UP SINK WASTE Removable remote control for opening and closing the drain. Check for the presence of a second hole.



COMPLETE WITH ACCESSORIES Product supplied with accessories included.



WASTE DISPOSER For easier disposal of wet waste. (installation permitted subject to municipal regulations).



FLUSHMOUNT



UNDERMOUNT



STANDARD



SLIM

Taps



MULTIFUNCTIONAL TAPS all-in-one home solution that allows you to easily choose filtered, sparkling, chilled and instant boiling water



FILTERED WATER No need to buy bottled water and you can do your bit for the environment.



TAP WILL WORK WITH LOW PRESSURE SYSTEMS Delivering at least 4 litres per minute of hot water at 0.3 bar pressure.



TOUCH FREE



PULL OUT NOZZLE



PULL OUT SPRAY



SWIVEL SPOUT

Gas Hobs



DUAL TRIPLE CROWN Thanks to the two concentric crowns, it is possible to select various degrees of flame intensity in accordance with cooking requirements.



INTEGRATED ELECTRONIC IGNITION Gas ignition device integrated into the knob. Enables gas to be lit with no need for additional flames.



CAST IRON GRILLES Solid and non-deformable cast iron grilles ensure a stable, robust support surface, as well as lending the hob an elegant, professional appearance.



DUAL CROWN The flame is distributed across the two crowns, for rapid, even cooking.



SAFETY VALVE An essential device that cuts off the gas flow in the event that the flame is accidentally extinguished.



LOWERED COOKING SURFACE The cooker top and burners are recessed into the kitchen worktop, for the flattest possible surface.



CAST IRON GRILLES Solid and non-deformable cast iron grilles ensure a stable, robust support surface, as well as lending the hob an elegant, professional appearance.



LOWERED COOKING SURFACE The cooker top and burners are recessed into the kitchen worktop, for the flattest possible surface.

Induction hobs



BRIDGE This function enables you to use two induction zones separately or link them together when you're cooking for a crowd. For example you can create an internal 'bridge' that joins the front left cooking zone to the rear left zone,



KEEP WARM This function keeps food hot after cooking so it can be served at the perfect temperature, and enables liquids to evaporate slowly.



MELTING This function brings food to an ideal melting temperature without risk of burning.



FLEXI ZONE This function enables two cooking zones to be combined form 1 large cooking zone and used at the same level of power.



BOILING This function brings water to the boil and keeps it at this temperature with less energy consumption.



GRILLING Designed for grilling food according to thickness. When the ideal temperature for adding the food is reached, the hob emits an acoustic signal. The hob then stabilises the desired temperature, keeping it constant.



COOKASSIST/ SPECIAL FUNCTIONS With this function, the pre-set cooking modes can be activated, enabling the ideal power level to be selected, for perfect results every time.



SIMMERING This function maintains a low temperature, enabling food to be cooked for long periods with no risk of burning. Ideal for long cooking times.



PAN FRYING Function for preheating an empty pan, or a pan containing seasoning.

Ovens



STATIC COOKING For cooking any type of dish on a single shelf. It is preferable to use the shelf on the second level.



COOKASSIST This function enables all food types to be cooked fully automatically.



STEAM COOKING This function enables food to be cooked exclusively using steam - for preparing tasty, healthy dishes.



BOTTOM COOKING For browning the bottom of your dishes. This function is also recommended for slow cooking, for finishing stews and for making thick, concentrated sauces.



AUTO BREAD This function automatically selects the best baking method and ideal temperature for all bread types.



THERMOVENTILATED COOKING + STEAM This function enables combined steam cooking, for dishes that are golden and crispy on the outside and soft on the inside.



VENTILATED COOKING For baking cakes and desserts with a liquid filling on a single shelf. This function can also be used for cooking on two shelves. Invert the position of the dishes you are cooking, for more even results.



BREAD For baking breads of different types and sizes. It is preferable to use the shelf on the second level.



MULTICOOKING This function allows up to 4 different dishes to be cooked at the same time without mixing flavours.



ECO THERMOVENTILATED COOKING For cooking roasts with stuffing and cuts of meat on a single shelf. This function intermittently activates the fan at a low speed, preventing food from drying out. With this ECO function, the light remains off during cooking.



AUTO DESSERT This function automatically selects the best baking temperature and mode for any type of dessert (biscuits, sponge cakes, tarts, etc.).



PIZZA COUNTRY This cooking mode delivers the most heat in the lower part of the oven, whilst simultaneously delivering heat above, imitating the heat distribution of a wood-fired oven.



THERMOVENTILATED COOKING For simultaneously cooking different foods which need the same cooking temperature on several shelves (max. three). This function enables dishes to be cooked at the same time without the flavours or odours leaching from one food to another.



PROVING For optimal leavening of sweet or savoury doughs and mixtures.



QUICK COOKING The most powerful function. It can be used ahead of any type of cooking in order to rapidly reach the selected temperature, before proceeding with the desired cooking function.



GRILL For grilling chops, skewers and sausages, cooking vegetables au gratin or giving bread a golden crust. When grilling meat, it is advisable to use a drip pan to collect the cooking juices: place it one level below the grill and add 200 ml of water.



DEFROSTING To speed up food defrosting.



PREHEATING For rapidly preheating the oven.



TURBO GRILL For roasting large pieces of meat (leg joints, roast beef, whole chickens). It is advisable to use a drip pan to collect the cooking juices: place it one level below the grill and add 500 ml of water.



PYROLYTIC CLEANING Eliminates cooking residues by means of a very high temperature cycle.



STEAM CLEANING The action of the steam that is released during this special low-temperature cleaning cycle enables dirt and food residues to be removed with ease. Pour 200 ml of drinking water into the bottom of the oven and activate the function for 35 minutes at 90°C. Activate the function when the oven is cold, and leave to cool for 15 minutes at the end.



TOP COOKING (for gas ovens) This function can be used for putting the "finishing touches" on cooking. Also ideal for baking and browning.



BOTTOM COOKING (for gas ovens).



SPIT ROAST (for gas ovens) The ideal function for rotisserie cooking (whole).



MAXI COOKING For cooking particularly large cuts of meat (over 2.5 kg).



STEAM CLEANING The action of the steam that is released during this special low-temperature cleaning cycle enables dirt and food residues to be removed with ease. Pour 200 ml of drinking water into the bottom of the oven and activate the function for 35 minutes at 90°C. Activate the function when the oven is cold, and leave to cool for 15 minutes at the end.



GRILL WITH SPIT ROAST For immediate browning of the surface of food, ensuring it remains tender inside.



PIZZA This function automatically selects the best baking temperature and mode for any type of pizza.



STEAM CLEANING The action of the steam that is released during this special low-temperature cleaning cycle enables dirt and food residues to be removed with ease. Pour 200 ml of drinking water into the bottom of the oven and activate the function for 35 minutes at 90°C. Activate the function when the oven is cold, and leave to cool for 15 minutes at the end.



STEAM COOKING For steaming food such as vegetables or fish, using the steamer provided.

Microwave



MICROWAVE For fast cooking and heating of food or beverages.



COMBINATON GRILL Cook and grill food quickly by combining the microwave and grill.



AUTO THERMOVENTILATED COOKING For rapid oven cooking and optimal results. Use pans that are oven and microwave safe.



MICROWAVE For fast cooking and heating of food or beverages.



TURBO GRILL For perfect results, combining the action of a grill and a fan oven.



AUTOMATIC DEFROST For rapid defrosting of different food types - simply select the weight.



COMBINED THERMOVENTILATED COOKING For preparing oven-cooked dishes fast.



COMBINED TURBO GRILL For cooking and browning food quickly, combining the functions of a microwave, grill and fan oven.



AUTOMATIC REHEATING For reheating ready-to-eat food, both frozen and at room temperature.



GRILL For browning, grilling or cooking dishes au gratin.



PREHEATING For rapidly heating the oven before a cooking cycle.



STEAM COOKING For steaming food such as vegetables or fish, using the steamer provided.

Hoods



A Great Performance Deserves a Great Stage



Scan to see our
brand campaign.

THE SHOW IS HOME

FRANKE

COLLECTIONS

2025•2026

FAMILIES

- 16 **Mythos**
- 18 **Maris**
- 20 **Smart**

PRODUCT CATEGORIES

Bowls

- 30 Stainless Steel
- 54 Fraganite
- 62 Ceramic

Inset Sinks

- 68 Stainless Steel
- 84 Fraganite
- 94 Ceramic

Taps

- 102 Multi Functional Taps
- 120 Heritage Collection
- 130 Taps

Hoods

- 150 Hob Extractors
- 170 Hoods

Appliances

- 224 Ovens
- 244 Gas Hobs
- 248 Induction Hobs

- 258 **Waste Management System**
- 266 **Kitchen solutions - Accessories**
- 270 **Technical Specifications**





www.franke.com



facebook.com/FrankeHomeSolutionsUK



instagram.com/franke_uk



x.com/franke_group



youtube.com/UKFranke



pinterest.com/FrankeUK



Scan to view
the NEW online
brand campaign.



Years of experience, yet still as curious as children.

At Franke, we have been looking for new solutions and innovations for over 100 years and our attitude still has not changed. In 1911 we combined traditional craftsmanship, precision engineering and a constant pursuit of innovation, three principles that remain at our core.

A story forged in Swiss precision

Our story began at the beginning of the last century as a small sheet-metal business in Rorschach, Switzerland, established by Hermann Franke.

Since then, we opened up to the world and inaugurated manufacturing facilities all around the globe that led us to become leaders in the kitchen sinks segment, and home solutions altogether.



The recipe for a healthier future

We're on a mission to help create a more sustainable planet, one innovation at a time. From designs built with the use of sustainable materials, to efficiency optimization and waste reduction, we act responsibly throughout our business and beyond for positive long-term impact.



Taking care of the environment

Our vision is to reach net-zero greenhouse gas (GHG) emissions across our value chain by 2050 from a 2020 base year.

We have established clear goals that support this ambition to contribute to a more sustainable world for our customers, employees, and society.

We developed our near-term and net-zero targets in 2023 in line with the Paris Climate Agreement, and they were validated by the Science Based Targets initiative (SBTi) in February 2024, setting a cornerstone in our sustainability journey.

Resources

In 2023, we continued the switch from Styrofoam packaging to cardboard for the Franke range of Fraganite and Tectonite material sinks across Franke's distribution centers around the world.

Franke's total share of renewable packaging was 89.9 percent in 2023.

Waste

75% of waste created in 2022 was reused or recycled.

Packaging

Franke has switched from Styrofoam to cardboard packaging for its range of granite and tectonite sinks.

91% of Franke packaging is made from renewable materials.

Creating a proactive safety-first culture

People are at the core of what we do, and their safety needs to be a pre-condition of how we work. This approach is enshrined in our company values and drives our safety and occupational health measures. We view the prevention of physical and mental harm and the promotion of workers' health and wellbeing as a key responsibility in recognition of the fundamental human rights of workers.

“ We've reduced our scope 1 and 2 emissions for eight years running and our net-zero emissions reduction targets have been validated by the SBTi. ”

Patrik Wohlhauser, Franke CEO

Innovation for sustainable living

Our eco-friendly innovations are designed to empower cleaner living at home and inspire everyday wellbeing.

Taps

Stainless steel models are made of 100% recyclable steel. Our multifunctional taps range, including the Mythos Water Hub and the Vital taps with their dedicated filtration systems, reduce need for bottled water. The Atlas Neo Sensor reduces water waste by up to 50%



Sinks

Franke's sinks ranges are exemplary in terms of usage of sustainable materials such as stainless steel, Fraganite and ceramic that guarantee extraordinary product durability, resistance and long-lasting quality.

Hoods

All models are designed to reduce energy consumption and improve energy use with AUTO Functions made to automatically save energy. Class A++ hoods reduce energy consumption up to 85%. Long lasting filters and activated carbon ceramic filters can be regenerated and are designed to further reduce waste compared to standard disposable carbon filters.



Hob extractors

Our extractor hobs offer maximum energy efficiency. For example, the extremely powerful Mythos 2gether extractor hob is classed in the best possible energy efficiency rating A+++ thanks to its brushless motor.

Ovens and microwaves

With A and A+ energy ratings offering multi functions that enable different foods to be cooked in one cycle, and a steam cleaning function that allows cleaning without the need of using harmful chemicals.



Experience our new Showroom

Welcome to the Franke's Aarburg Showroom a place of discovery.

It has been key to bring Franke's new positioning to life in the Aarburg showroom concept, as well as in all spaces applying and adapting the new brand styleguide. The new colors from primary to a wide modern secondary colors selection has been applied to the display creating a vibrant, fresh and contemporary design combination.

The highlights are our product families Mythos, Maris and Maris representing in the best way Franke as System Provider. Within the showroom there is also an attention to people and their well-being with open and clear understandable demonstration corners in a delightful natural material surrounding.

Franke's innovations are brought into the showroom with a superior quality look, tone and feel, elevating to the fullest the brand and products experience.

Aarburg Showroom

Franke-Strasse 2
4663 Aarburg
Switzerland
Phone: +41 62 787 31 31
Fax: +41 62 787 30 18



Scan
to view
the Aarburg
showroom



FRANKE

**A GREAT
PERFORMANCE
DESERVES A
GREAT STAGE**



Franke Home Solutions

WELCOME
willkommen



FRANKE

HOME SOLUTIONS

Solutions that work together

Our kitchens are places to live: we cook there, eat there, spend time together there, more often than not all at the same time. We thoroughly observed the movements we make in our kitchens and developed proper home solutions rather than simple appliances.

Our single products all merge together in functional systems aimed to facilitate your life and please your eye thanks to perfectly matching colours, designs and combinations.

When everything comes together, it is easier to enjoy every moment.

Food preparation areas

Taps, sinks and waste management systems.

Award-winning, smart, eco-friendly taps perfectly completed by elegant, spacious bowls that can be equipped with accessories or other smart tools so you have everything you need, always at hand. Everything in the best, most durable and hygienic materials, for example stainless steel or our exclusive Fraganite.



Hoods

Wall, ceiling, built-in, island hoods.

Every kitchen has specific needs, so we created a range of hoods able to surprise you with technology, efficiency, lighting and beautiful designs. Discover the available colours, shapes and special technologies from built-in screens to air-purifying systems.

Appliances

Ovens, microwaves and hobs.

When we design our appliances, we do so with your routines in mind, so that we can offer functional solutions that are easy to use, smart in their features and beautiful to look at.



Inspir

There is no place like home. And there are no two homes alike. The way we cherish our own nest is just as unique as we are, each one with different tastes, preferences, and needs. To help you get inspired and create the kitchen environment of your dreams, and enjoy it every day, we developed three different **families** of products.

Mythos

A passion for the best

Our most premium range. Technology meets design, while even the smallest details are carefully sought-after. This **family** sets its goal to the highest levels, combining the very essence of functionality with that of beauty.

Maris

Family in the kitchen

A **family** inspired by families. Cosy and functional, for savouring the heartwarming experience of a **family** get-together. Maris' philosophy is simple: welcome anyone, anytime with the pride and joy of a homemade dinner.

Smart

Straight to what matters

The simplest things work the best. Essential in its perfection, to jump to what matters the most: bringing joy to your kitchen. A **family** created to fulfill any need and preference.

What will your kitchen look like it's up to you,
but whatever your way of bringing joy home, **you can count on us.**

ations







Bowl: Mythos Masterpiece - BXM 110-68 **Tap:** Mythos Masterpiece
Soap Dispenser: Atlas

Mythos



Hob Extractor: Mythos 2gether Icon Steel FMY 8391R



Oven: Mythos - FMY 99 PXS **Coffee Machine:** Mythos - FMY 45 CM XS
Wine Cooler: Mythos - FMY 24 WCR XS **Warming Drawer:** Mythos - FMY 14 DRW XS



Bowl: Maris MRG 110-52 **Tap:** Active - Pull Out Spray

Maris



Hood: Maris Ceiling FCMA 90 C XS A KL



Oven: Maris - FMA 97 P XS

Microwave: Maris - FMA 45 MW XS







Sink: Antea - AZG 611-78
Tap: Hestia J-Spout

Smart



Hood: Smart Wall - FSMS WALL F42 BK MATT

Show what you're made of!




Fragranite

An exceptionally tough material, highly resistant to burns, dents, chips and stains. Pioneered by Franke, it's a unique material with a subtle sheen that is warm to the touch thanks to its close to 80% of quartz sand. The surface is finely textured ensuring high hygiene standards.



Ceramic

Ceramic sinks have a smooth, impervious surface, which stands up to heat, staining, impacts and resist to all standard household chemicals with ease. Ceramic sinks have been a popular choice for years and create a classic combination with a variety of work surfaces such as wood, glass and granite.



F-Inox Technology

An exclusive Franke coating able to group water molecules and allowing you to dry your sink without ring stains. Water repellent and scratch-resistant, this futuristic coating also fears no heat up to 100°. A real and long-lasting beauty formula that you can appreciate from our Masterpiece family.



Shiny or Matt; smooth or stone-like, extra-strong or super trendy. Your kitchen can speak volumes about you, so every detail counts. To offer you the chance to create your very own perfect kitchen, our range of materials is designed to please any taste, match any style and resist any endeavor. Discover each material's precision-engineered character and unique benefits to choose the one that suits your needs the best and you like the most.



Stainless Steel

Whether you prefer the more reflective qualities of the polished finish or the more subtle look of the silk or brushed finishes, which give a more matt sheen, there is a Stainless Steel solution for you. Any Franke Stainless Steel product is made from premium quality chrome nickel steel, which looks stunning and is highly resistant to staining, rust and corrosion - plus it won't chip, craze, flake, or break. If Stainless Steel is one of the most popular materials in the kitchen, it's for good reason.



PVD Coating

PVD, standing for 'Physical Vapor Deposition', is a coating technology that makes Stainless Steel tapware even more resistant to abrasions, scratches and corrosion and offers exceptional aesthetic features as well. A tap treated with a PDV coating even resists UV rays and makes fingerprints less visible in a busy kitchen. There are now an array of other stunning finishes to choose from: Industrial Black, Anthracite, Copper and Gold, you really can find something to suit every style of kitchen.





It's always been in our heritage to meet your needs.

Beautiful and made for real-life use. Steel represents our kitchen ideal.

The sheer quality of Franke products can be seen and felt. We use AISI 304 18/10 steel, which is produced in Italy and Europe: a choice that reflects our dedication to quality, one of our core priorities over the 100-plus years of our history.

Strong and robust, it maintains its brilliance over time, making it the defining feature of the living spaces in which it is installed.

Its superb technical features ensure that it is always in demand, and highly appreciated by professionals in the haute cuisine sector: furthermore, stainless steel is an extremely hygienic material, and is easy to clean and recyclable. Aesthetically pleasing and functional to use: stainless steel really represents quality in shining armour.

Customer Care and Technical Assistance

Our expert team are always on hand to service and repair your boiling water taps, waste disposal units and cooker hoods, both in or out of warranty.

Offering UK-wide coverage, our technicians can visit any location at your convenience; doing whatever is needed to get things up and running again as soon as they can.

What's more, our consumer care team can provide further After Care service, with spare parts available from our Central Services website.

Guaranteed peace of mind



We're so confident in the quality of our products, that every Franke sink is guaranteed for 50 years, while our waste disposal units are covered for 10 years – more than any other brand.

In addition, all our sinks are fully compliant with BS EN13310 and all our manufacturing processes are ISO9001 certified.

Franke taps are guaranteed for 1 year on the finish (5 years for Stainless Steel taps) and 5 years on valve mechanisms and working parts. The guarantee on filtered and instant boiling water taps is shown on the relevant page.

Franke Appliances & Hoods are guaranteed for 2 years. The guarantee covers the cost of parts and labour in the event of a breakdown, caused by mechanical or electrical failure of the appliance.



For details on our warranties visit
www.franke.com



For spare parts call **01782 599 258**
or visit **central-servicesuk.co.uk**



To reach our after care team
call **0161 436 6280** or email
ks-info.gb@franke.com

Sinks Overview

Stainless Steel Undermount Sinks

MYTHOS



BXM 210/110-40
p.34



BXM 210/110-50
p.34



BXM 210/110-68
p.35



BWX 120 41-27
p.37



MYX 110 16
p.39



MYX 110 34
p.39



MYX 110 45
p.39



MYX 110 55
p.39



MYX 110 70
p.39



MYX 160 34-16
p.40



MYX 160 50-16
p.40



MYX 120 34-34
p.40

MARIS



MQX 110 50
p.45



MQX 110 82
p.45



BXX 110 16
p.46



BXX 110 40
p.46



BXX 110 50
p.46



BXX 110 54
p.47



BXX 110 68
p.47



BXX 160 34-16
p.47



MRX 110-19
p.48



MRX 110-34
p.48



MRX 110-45
p.48



MRX 110-55
p.48



MRX 110-70
p.49



MRX 120 34-34
p.49



MRX 160 34-19
p.49

SMART



LAX 110-45/39
p.50



LAX 110-50/35
p.50



LAX 110-50/41
p.50



LAX 160 36-16
p.51



NEW SRX 110-34
p.52



NEW SRX 110-40
p.52



NEW SRX 110-50
p.52



NEW SRX 160 SBL/SBR
p.53



NEW SRX 120 34-34
p.53

Fragranite Undermount Sinks



FSG 111
p. 58



KNG 110 37
p. 59



KNG 110 52
p. 59



KNG 110 62
p. 59



KNG 120
p. 58



MRG 110-37
p. 61



MRG 110-52
p. 61



MRG 110-72
p. 61



MRG 160-34-15
p. 61

Ceramic Undermount Sinks



NEW KXX 110-41
p. 64



NEW KXX 110-51
p. 64



NEW KXX 110-71
p. 64



NEW KXX 160-37-12
p. 64



VBK 110 21
p. 67



VBK 110 33
p. 67



VBK 110 50
p. 67



VBK 160
p. 67

Sinks Overview

Stainless Steel **Inset** Sinks

MYTHOS



BWX 220 54-27
p. 71



BWX 220 41-27
p. 71



MYX 210 34
p. 72



MYX 210-45
p. 72



MYX 210-55
p. 72



MYX 210-70
p. 72

MARIS



MRX 210-19
p. 74



MRX 210-34
p. 74



MRX 210-45
p. 74



MRX 210-55
p. 74



MRX 210-70
p. 75



MRX 220 34-34
p. 75



MRX 260 34-19
p. 75



NEX 211
p. 76



NEX 251
p. 76



MRX 211
p. 77



MRX 251
p. 77

SMART



AGX 611-78
p. 78



AGX 611-86
p. 78



AGX 611-100
p. 78



AGX 651
p. 79



SKX 611-86
p. 80



SKX 651
p. 80



RBX 610
p. 81



AZN 611-86
p. 83



AZN 611-100
p. 83



AZN 651
p. 83

Fragranite Inset Sinks



NEW MRG 610-60 FTL Care
p. 87



NEW CNG 611-86
p. 89



CNG 611-100
p. 89



CNG 651-100
p. 89



BFG 611-78
p. 91



BFG 611-97
p. 91



BFG 651
p. 91



AZG 611-78
p. 93



AZG 651
p. 93



AZG 621
p. 93

Ceramic Inset Sinks



VBK 710
p. 118



GAK 611
p. 97



GAK 651
p. 97



NEW BFG 720 -36-36
p. 99



NEW BFG 710-53
p. 99

Stainless Steel



- 32 Mythos Masterpiece
- 36 Box Center
- 38 Mythos MYX
- 42 Maris Quiet
- 46 Box
- 48 Maris MRX
- 50 Largo
- 52 Smart



Bowls



Mythos Masterpiece

Your latest work of art



Please note: Masterpiece sinks will be available early 2025
please contact [franke.com](https://www.franke.com) for more information.

Bring an elegant, artful look to your kitchen and home with the on-trend metallic colours of our latest Mythos Masterpiece family. A curated selection of bowls including taps, soap dispensers, wastes, overflows and push knob details that blends exceptional aesthetics with uncompromising quality; allowing your kitchen to have a look like no other.

The Mythos Masterpiece collection features sinks, taps and accessories all made with the most premium materials and designed to not only make your kitchen a work of art but also your everyday life easier.



Mythos Masterpiece Tap
Pull-Down Spray. See page 149.



Atlas Neo Soap Dispenser.
See page 158.

Match components in the same shade for...



Overflow



Waste Kit



Rollamat



Strainer
Bowl



Pop-Up Waste



Air Switch



Food Waste
Disposer Flange

Exclusive to the Mythos Masterpiece bowls



Easy to
clean



Long
durability



Heat
proof

Discover F-Inox, an exclusive Franke coating that groups water molecules and allows you to dry your bowl without ring stains. Water repellent and scratch-resistant, this futuristic coating also fears no boiling water. A real and long-lasting beauty formula that you can appreciate from all our Mythos Masterpiece bowls.

MYTHOS

50
YEARS
FINISH
GUARANTEE

2
YEARS
COATING
GUARANTEE



BXM 210/110-40

Dimensions **440x450mm**
Installation **Utilise template**
Bowl **400x410x200mm**

Recommended Product
Plumbing Kit
Siphon 1 £28
Suggested WDU
Elite Slimline 125 -
see page 264

Anthracite
+ Waste 127.0674.537
£1200

Copper
+ Waste 127.0674.583
£1200

Gold
+ Waste 127.0674.582
£1200

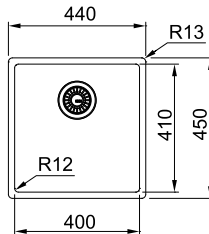
500

F INOX
TECHNOLOGY

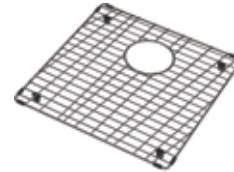


Optional

01 02 03 04 05 06



Includes colour coordinated bottom grid



MYTHOS

50
YEARS
FINISH
GUARANTEE

2
YEARS
COATING
GUARANTEE



BXM 210/110-50

Dimensions **540x450mm**
Installation **Utilise template**
Bowl **500x410x200mm**

Recommended Product
Plumbing Kit
Siphon 1 £28
Suggested WDU
Elite Slimline 125 -
see page 264

Anthracite
+ Waste 127.0672.129
£1306

Copper
+ Waste 127.0674.363
£1306

Gold
+ Waste 127.0674.362
£1306

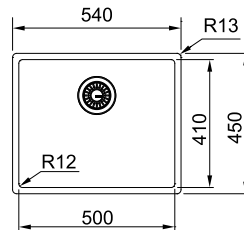
600

F INOX
TECHNOLOGY



Optional

01 02 03 04 05 06



Includes colour coordinated bottom grid



MYTHOS

50
YEARS
FINISH
GUARANTEE

2
YEARS
COATING
GUARANTEE



BXM 210/110-68

Dimensions **725x450mm**
Installation **Utilise template**
Bowl **685x410x200mm**

Recommended Product
Plumbing Kit
Siphon 1 £28
Suggested WDU
Elite Slimline 125 -
see page 264

Anthracite
+ Waste 127.0674.440
£1530

Copper
+ Waste 127.0674.535
£1530

Gold
+ Waste 127.0674.533
£1530

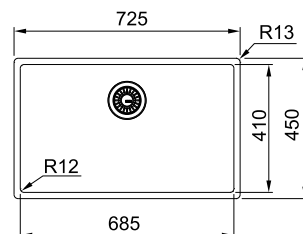
800

F INOX
TECHNOLOGY



Optional

01 02 03 04 05 06



colour coordinated bottom grid



MYTHOS

50
YEAR
FINISH
GUARANTEE

2
YEARS
COATING
GUARANTEE



**Anthracite Premium
BXM 210/110-68**
127.0676.885
£2052


ACCES-
SORIES

Optional

Our Mythos Masterpiece Premium Pack includes the BXM 210/110-68 Anthracite bowl, the compatible Chopping Board, and the dedicated Modular Bottom Grid. This latter accessory comes in handy for its extreme flexibility: use it as further protection or turn it into the best space-saving crockery drying surface, thanks to the included cards.

- Modular Bottom Grid with cards included
- Push knob pop-up waste
- Slim-Top, Flushmount or Undermount installation options

Included Accessories



Bottom Grid



Chopping Board



Choose your sink



Add your accessories



Select a matching tap



Suggested accessories for the BXM range

	01 Hidden Overflow Kit	02 Waste Kit	03 Rollamat £185	04 Strainer Bowl £185	05 Air Switch £40	06 Food Waste Disposer Flange £74
Anthracite	 112.0630.204	 112.0630.933	 112.0655.342	 112.0655.239	 112.0664.346	 112.0664.350
Copper	 112.0630.186	 112.0630.983	 112.0655.344	 112.0655.341	 112.0664.348	 112.0664.394
Gold	 112.0630.208	 112.0630.934	 112.0655.343	 112.0655.240	 112.0664.347	 112.0664.391

Contact Central Services on **01782 599258**
for alternative waste kits

Box Center



Also available in inset/flushmount models - see page 70





MYTHOS



50
YEARS
GUARANTEE

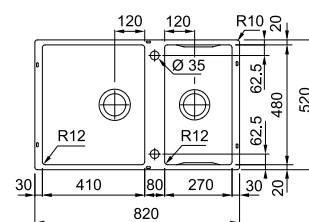


Matt Brushed

BWX 120 41-27
122.0611.737
Reversible
£1705

Dimensions **820x520mm**
Installation **Download cut out file**
Bowl **410x480x200mm**
/270x480x200mm

Recommended Product
Plumbing Kit
Siphon 2 £40
Suggested WDU
Elite Slimline 125 - see page 264



900
↔



ACCES-
SORIES



01 02 03 04 05 06 07

Accessories included with Box Center BWX 120-41-27



01
Stainless Steel
Strainer Bowl



02
Food Preparation
Platter



03
Frame Cover



04
Wire Rack



05
Chopping
Board



06
Knife Holder



07
Knife set

Mythos



Also available in inset/flushmount models - see page 72

Suggested Accessories



01
Rollamat
112.0591.081
£99



02
Stainless Steel
Strainer Bowl
112.0659.398
£165



03
Mobile Drainer
112.0602.288
£132



04
Chopping Board
112.0591.082
£132



Mythos Masterpiece
J Pull Down Spray
Tap - Stainless Steel
115.0711.554

MYTHOS

50
YEARS
GUARANTEE



Matt Brushed

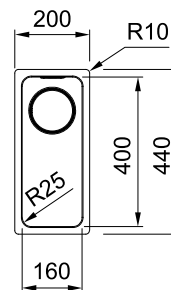
MYX 110 16
122.0606.889
£406

Dimensions **200x440mm**
Installation **Download cut out file**
Bowl **160x400x150mm**

Recommended Product
Plumbing Kit
Siphon 1 £28
Suggested WDU
Elite Slimline 125 - see page 264



01 02 03 04



MYTHOS

50
YEARS
GUARANTEE



Matt Brushed

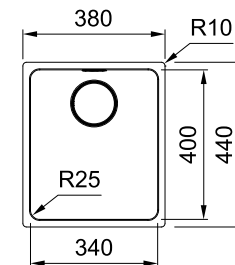
MYX 110 34
122.0606.948
£432

Dimensions **380x440mm**
Installation **Download cut out file**
Bowl **340x400x200mm**

Recommended Product
Plumbing Kit
Siphon 1 £28
Suggested WDU
Elite Slimline 125 - see page 264



01 02 03 04



MYTHOS

50
YEARS
GUARANTEE



Matt Brushed

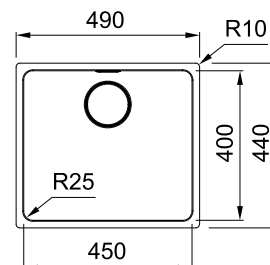
MYX 110 45
122.0606.949
£506

Dimensions **490x440mm**
Installation **Download cut out file**
Bowl **450x400x200mm**

Recommended Product
Plumbing Kit
Siphon 1 £28
Suggested WDU
Elite Slimline 125 - see page 264



01 02 03 04



MYTHOS

50
YEARS
GUARANTEE



Matt Brushed

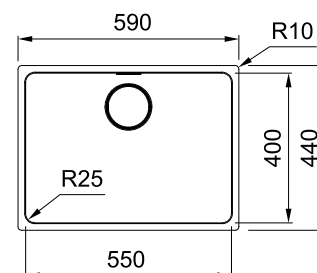
MYX 110 55
122.0606.969
£607

Dimensions **590x440mm**
Installation **Download cut out file**
Bowl **550x400x200mm**

Recommended Product
Plumbing Kit
Siphon 1 £28
Suggested WDU
Elite Slimline 125 - see page 264



01 02 03 04



MYTHOS

50
YEARS
GUARANTEE



Matt Brushed

MYX 110 70
122.0607.061
£683

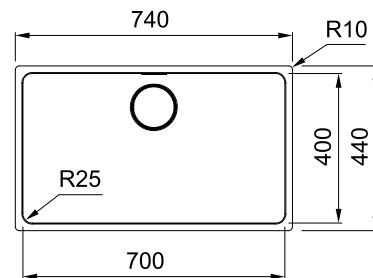
Dimensions **740x440mm**
Installation **Download cut out file**
Bowl **700x400x200mm**

Recommended Product
Plumbing Kit
Siphon 1 £28
Suggested WDU
Elite Slimline 125 - see page 264



01 02 03 04

Mythos



MYTHOS

50
YEARS
GUARANTEE



Matt Brushed

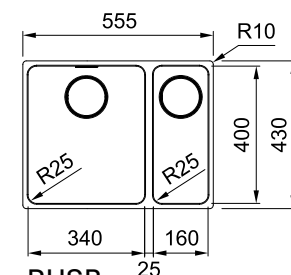
MYX 160 34-16
LHSB 122.0607.062
RHSB 122.0607.063
£708

Dimensions **555x430mm**
Installation **Download cut out file**
Bowl **340x400x200mm/**
160x400x150mm

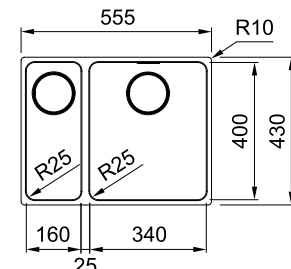
Recommended Product
Plumbing Kit
Siphon 2 £40
Suggested WDU
Elite Slimline 125 - see page 264



01 02 03 04



RHSB



LHSB

MYTHOS

50
YEARS
GUARANTEE



Matt Brushed

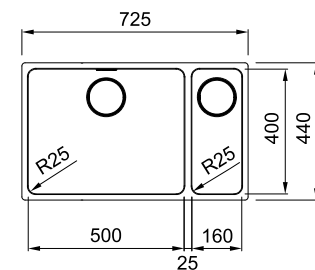
MYX 160 50-16
LHSB 122.0606.920
RHSB 122.0607.083
£708

Dimensions **725x440mm**
Installation **Download cut out file**
Bowl **500x400x200mm/**
160x400x150mm

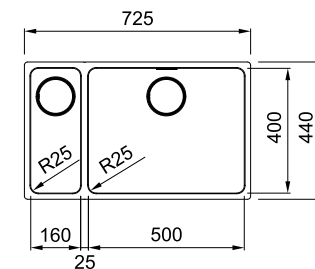
Recommended Product
Plumbing Kit
Siphon 2 £40
Suggested WDU
Elite Slimline 125 - see page 264



01 02 03 04



RHSB



LHSB

MYTHOS

50
YEARS
GUARANTEE



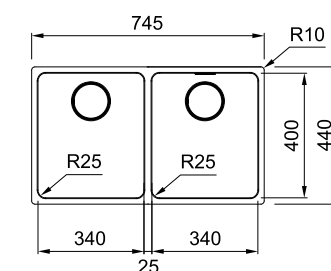
Matt Brushed

MYX 120 34-34
122.0607.085
£824

Dimensions **745x440mm**
Installation **Download cut out file**
Bowl **340x400x200mm/**
340x400x200mm
Recommended Product
Plumbing Kit
Siphon 2 £40
Suggested WDU
Elite Slimline 125 - see page 264



01 02 03 04



25



Maris

Quiet Bowl

The new size of silence.



Our newest and extra-large stainless-steel Maris Quiet bowl has been designed for you to experience silence and quietness while still going big with your cooking skills and imagination.

This wide single bowl is in fact equipped with our exclusive Quiet Pad System, a double coating pad that reduces noise by 20%. And for you to savour cooking in maximum tranquility, hygiene and safety, the new Maris Quiet comes with an easy-cleaning basket strainer which collects waste.



It dreams big

Big bowl version measures 82 cm.



Silent and beautiful

Equipped with our invisible Quiet Pad anti-noise system to reduce noise up to 20%.



Hygienic and safe

Big 7" Waste Kit with basket strainer waste.



Everything flows

Forget about clogging and smells thanks to waste collection.



Maris Quiet



NB: A Waste Disposal Unit cannot fit this sink due to the size of the waste.


Suggested Accessories



All-In
Please see page 268 to select
a combination of accessories.



115.0653.379
Active L Pull-Out Spray Tap



Quiet Pad System reduces noise
by 20% -20dB noise reduction vs
standard

MARIS

50
YEARS
GUARANTEE

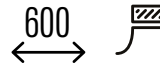


Matt Brushed

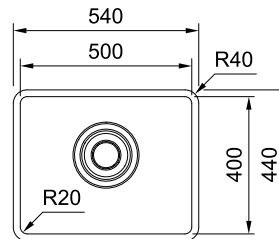
Maris Quiet MQX 110 50
122.0694.478
£569

Dimensions **540x440mm**
Installation **See Instruction Booklet**
Bowl **500x400x188mm**

Plumbing Kit
Included



01



MARIS

50
YEARS
GUARANTEE



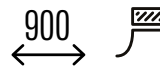
Matt Brushed

Maris Quiet MQX 110 82
122.0694.480
£683

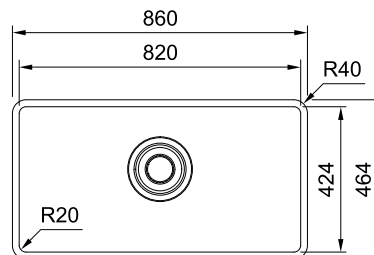
Dimensions **860x460mm**
Installation **See Instruction Booklet**
Bowl **820x424x192mm**

Plumbing Kit
Included

JUMBO
SIZED BOWL



01



NB: If using a boiling water tap
ensure the waste lid is removed.



Transparent waste lid



162mm waste outlet diameter



Large waste disposal basket with
handles makes it easier to dispose
of waste and trapped foods.

Box

MARIS

50
YEARS
GUARANTEE



Matt Brushed

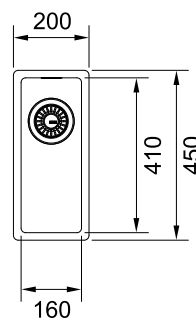
BXX 110 16
127.0371.512
£376

Dimensions **200x450mm**
Installation **Utilise template**
Bowl **160x410x140mm**

Recommended Product
Plumbing Kit
Siphon 1 £28
Suggested WDU
Elite Slimline 75 - see page 264



01 02 03 04 05



MARIS

50
YEARS
GUARANTEE



Matt Brushed

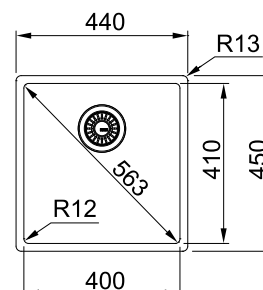
BXX 110 40
127.0369.215
£425

Dimensions **440x450mm**
Installation **Utilise template**
Bowl **400x410x200mm**

Recommended Product
Plumbing Kit
Siphon 1 £28
Suggested WDU
Elite Slimline 75 - see page 264



01 02 03 04 05



MARIS

50
YEARS
GUARANTEE



Matt Brushed

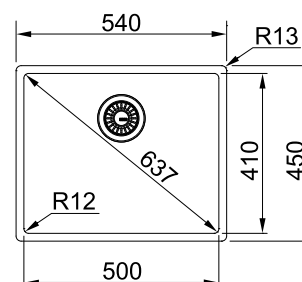
BXX 110 50
127.0369.282
£452

Dimensions **540x450mm**
Installation **Download cut out file**
Bowl **500x410x200mm**

Recommended Product
Plumbing Kit
Siphon 1 £28
Suggested WDU
Elite Slimline 75 - see page 264



01 02 03 04 05



MARIS

50
YEARS
GUARANTEE



Matt Brushed

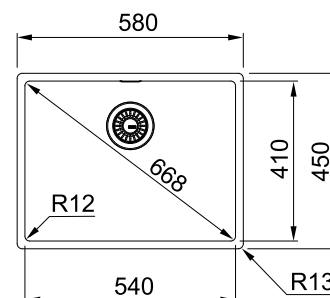
BXX 110 54
127.0371.513
£465

Dimensions **580x450mm**
Installation **Utilise template**
Bowl **540x410x200mm**

Recommended Product
Plumbing Kit
Siphon 1 £28
Suggested WDU
Elite Slimline 75 - see page 264



01 02 03 04 05



MARIS

50
YEARS
GUARANTEE



Matt Brushed

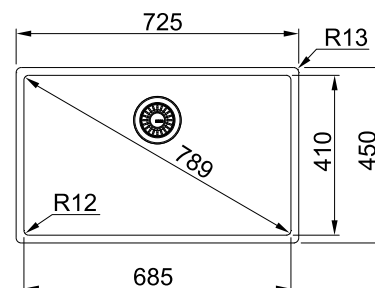
BXX 110 68
127.0369.284
£513

Dimensions **725x450mm**
Installation **Utilise template**
Bowl **685x410x200mm**

Recommended Product
Plumbing Kit
Siphon 1 £28
Suggested WDU
Elite Slimline 75 - see page 264



01 02 03 04 05



MARIS

50
YEARS
GUARANTEE



Matt Brushed

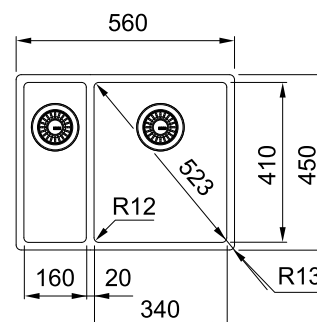
BXX 160 34-16
LHSB 127.0369.916
£605

Dimensions **560x450mm**
Installation **Utilise template**
Bowl **340x410x200mm/**
160x410x140mm

Recommended Product
Plumbing Kit
Siphon 2 £40
Suggested WDU
Elite Slimline 75 - see page 264



01 02 03 04 05



Suggested Accessories



01

Rollamat 44
112.0080.355
£99



02

Stainless Steel
Strainer Bowl
112.0394.981
£149



03

Mobile Drainer
112.0188.651
£136



04

Chopping
Board
112.0539.134
£96



05

Andy Chef Please see page 311
for more information
112.0619.946
£327

MARIS

50
YEARS
GUARANTEE


Matt Brushed

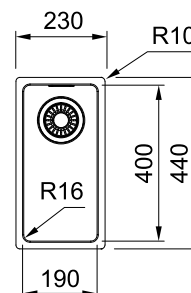
MRX 210-19
127.0553.950
£270

Dimensions **230x440mm**
Installation **See Instruction Booklet**
Bowl **190x400x130mm**

Recommended Product
Plumbing Kit
Siphon 1 £28
Suggested WDU
Elite Slimline 75 - see page 264


01 02 03

These sinks can be installed as inset or undermount. If fitting as an undermount please ensure the clips provided in the box are used.
See also page 74



MARIS

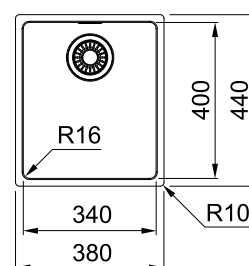
50
YEARS
GUARANTEE


Matt Brushed

MRX 210-34
127.0531.915
£365

Dimensions **380x440mm**
Installation **See Instruction Booklet**
Bowl **340x400x180mm**

Recommended Product
Plumbing Kit
Siphon 1 £28
Suggested WDU
Elite Slimline 75 - see page 264


01 02 03


MARIS

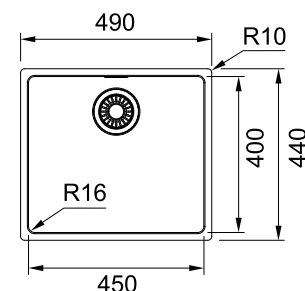
50
YEARS
GUARANTEE


Matt Brushed

MRX 210-45
127.0553.961
£373

Dimensions **490x440mm**
Installation **See Instruction Booklet**
Bowl **450x400x180mm**

Recommended Product
Plumbing Kit
Siphon 1 £28
Suggested WDU
Elite Slimline 75 - see page 264


01 02 03


MARIS

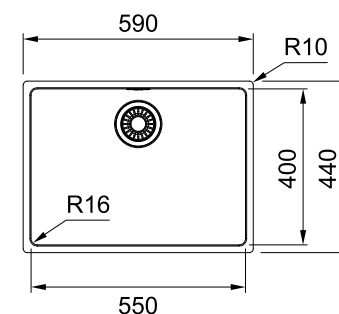
50
YEARS
GUARANTEE


Matt Brushed

MRX 210-55
127.0637.544
£477

Dimensions **590x440mm**
Installation **See Instruction Booklet**
Bowl **550x400x180mm**

Recommended Product
Plumbing Kit
Siphon 1 £28
Suggested WDU
Elite Slimline 75 - see page 264


01 02 03


MARIS

50
YEARS
GUARANTEE



Matt Brushed

MRX 210-70
127.0531.916
£613

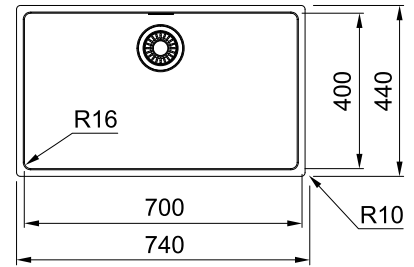
Dimensions **740x440mm**
Installation **See Instruction Booklet**
Bowl **700x400x180mm**

Recommended Product
Plumbing Kit
Siphon 1 £28
Suggested WDU
Elite Slimline 75 - see page 264



01 02 03

Maris



MARIS

50
YEARS
GUARANTEE



Matt Brushed

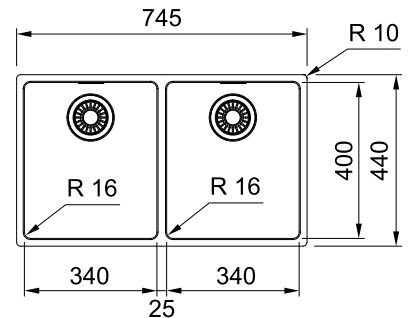
MRX 220 34-34
127.0637.541
£668

Dimensions **745x440mm**
Installation **See Instruction Booklet**
Bowl **340x400x180mm/**
340x400x180mm

Recommended Product
Plumbing Kit
Siphon 2 £40
Suggested WDU
Elite Slimline 75 - see page 264



01 02 03



MARIS

50
YEARS
GUARANTEE



Matt Brushed

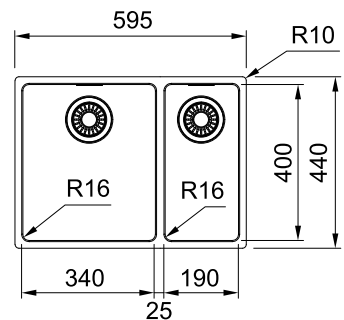
MRX 260 34-19
LHSB 127.0637.546
RHSB 127.0637.547
£668

Dimensions **595x440mm**
Installation **See Instruction Booklet**
Bowl **340x400x180mm/**
190x400x130mm

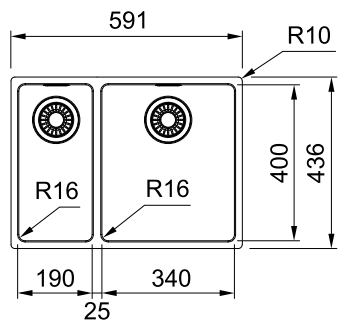
Recommended Product
Plumbing Kit
Siphon 2 £40
Suggested WDU
Elite Slimline 75 - see page 264



01 02 03



RHSB



LHSB

Suggested Accessories



All-In
Please see page 268 to select
a combination of accessories.



Rollamat 40
112.0050.988
£99



Mobile Drainer (342x430mm)
112.0188.651
£136

SMART

Largo

50
YEARS
GUARANTEE

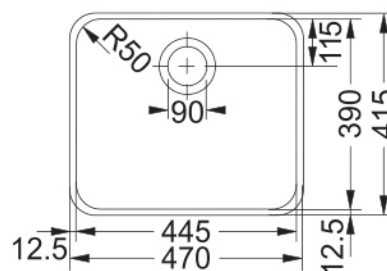


Silk

LAX 110-45/39
122.0066.736
£324

Dimensions **470x415mm**
Installation **Utilise template**
Bowl **445x390x175mm**

Recommended Product
Plumbing Kit
Siphon 1 £28
Suggested WDU
Elite Slimline 50 - see page 264



500



Optional

01 02 04

SMART

50
YEARS
GUARANTEE

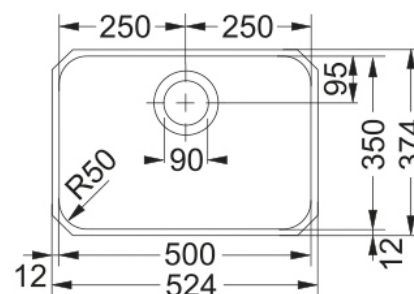


Silk

LAX 110-50/35
£414

Dimensions **524x374mm**
Installation **Utilise template**
Bowl **500x350x180mm**

Recommended Product
Plumbing Kit
Siphon 1 £28
Suggested WDU
Elite Slimline 50 - see page 264



550



Optional

01 02 04

SMART

50
YEARS
GUARANTEE

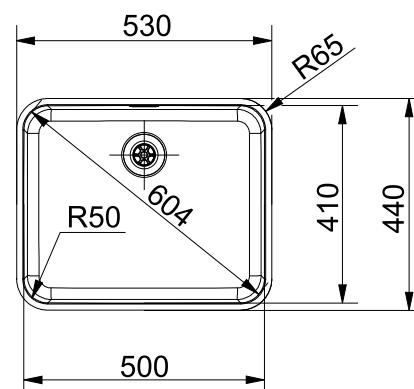


Silk

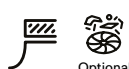
LAX 110-50/41
122.0250.208
£431

Dimensions **530x440mm**
Installation **Utilise template**
Bowl **500x410x175mm**

Recommended Product
Plumbing Kit
Siphon 1 £28
Suggested WDU
Elite Slimline 50 - see page 264



550



Optional

01 02 04

Suggested Accessories

ALL IN



All-In
Please see page 268 to select
a combination of accessories.



Rollamat 40
112.0050.988
£99



Mobile Drainer (342x430mm)
112.0188.651
£136



Mobile Drainer (333x417mm)
112.0188.653
£136

SMART

50
YEARS
GUARANTEE



Dimensions **575x420mm**
Installation **Utilise template**
Bowl **360x390x175mm/**
160x390x120mm

Recommended Product

Plumbing Kit

Siphon 2 £40

Suggested WDU

Elite Slimline 50 - see page 264



Silk

LAX 160 36-16

LHSB 122.0156.345

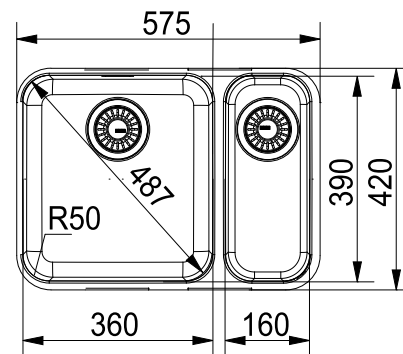
RHSB 122.0156.346

£541

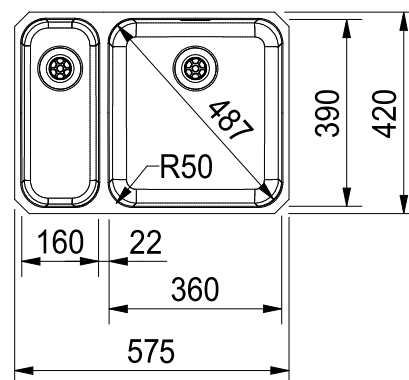
600



01 02 03



RHSB



LHSB



Smart

Replaces Ariane
ARX sinks

SMART

NEW

50
YEARS
GUARANTEE



Silk

SRX 110-34
122.0736.152
£250

Dimensions **368x428mm**
Installation **Utilise template**
Bowl **340 x 400 x 180mm**

Recommended Product

Plumbing Kit

Siphon 1 £28

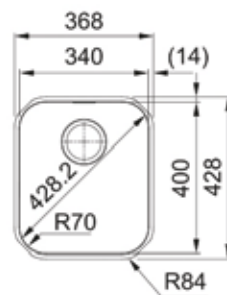
Suggested WDU

Elite Slimline 50 - see page 264



Optional

01



SMART

NEW

50
YEARS
GUARANTEE



Silk

SRX 110-40
122.0736.140
£275

Dimensions **428x428mm**
Installation **Utilise template**
Bowl **400 x 400 x 190mm**

Recommended Product

Plumbing Kit

Siphon 1 £28

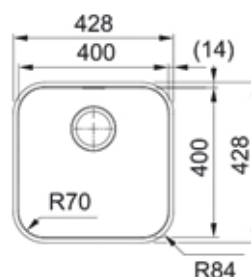
Suggested WDU

Elite Slimline 50 - see page 264



Optional

01



SMART

NEW

50
YEARS
GUARANTEE



Silk

SRX 110-50
122.0706.563
£299

Dimensions **541x441mm**
Installation **Utilise template**
Bowl **500 x 400 x 180mm**

Recommended Product

Plumbing Kit

Siphon 1 £28

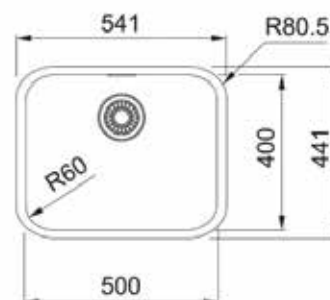
Suggested WDU

Elite Slimline 50 - see page 264



Optional

01



NEW

50 YEARS
GUARANTEE



Dimensions **580x450mm**
Installation **Utilise template**
Bowl **400 x 340 x 180mm/
300 x 160 x 120mm**

Recommended Product

Plumbing Kit

Siphon 2 £40

Suggested WDU

Elite Slimline 50 - see page 264



01

Silk

SRX 160 SBL

122.0736.138

£420

SRX 160 SBR

122.0736.139

£420

NEW

50 YEARS
GUARANTEE



Dimensions **762x446mm**
Installation **Utilise template**
Bowl **340 x 400 x 180mm/
340 x 400 x 180mm**

Recommended Product

Plumbing Kit

Siphon 2 £40

Suggested WDU

Elite Slimline 50 - see page 264



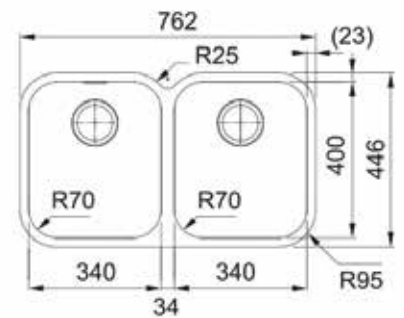
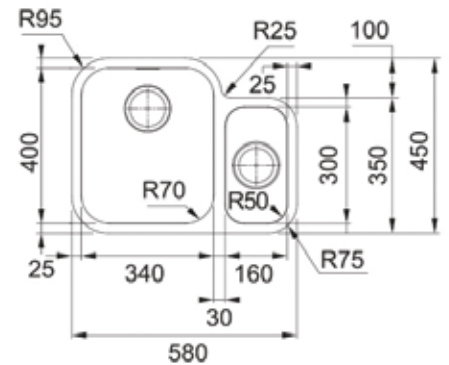
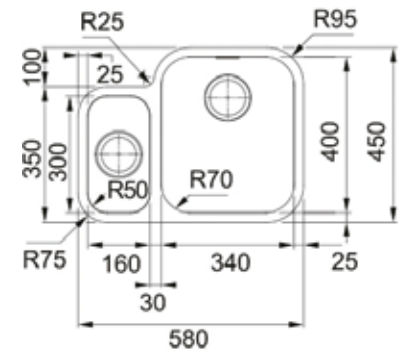
01

Silk

SRX 120 34-34

122.0736.137

£450



Suggested Accessories



All-In

Please see page 268 to select
a combination of accessories.

Fragranite



- 56 Fresno
- 58 Kubus
- 60 Maris MRG




Bowls



Fresno



Included Accessories



01

Rollamat FSG

Suggested Accessories




02

Stainless Steel Strainer Bowl
112.0066.060
£148



115.0689.096
Mythos Tap
in Industrial Black



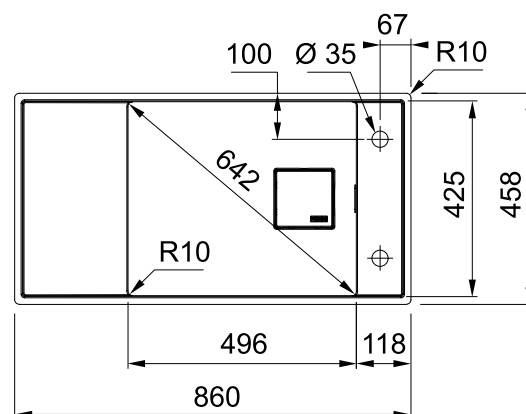
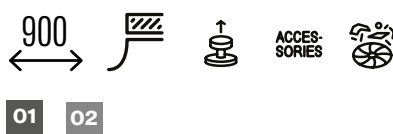
FSG 111
Reversible

 **Polar White**
135.0633.439
£639

 **Matt Black**
135.0633.440
£639

Dimensions **860x458mm**
Installation **See instruction booklet**
Bowl **500x425x215mm**

Recommended Product
Plumbing Kit
Siphon 1 £28
Suggested WDU
Elite Slimline 125 - see page 264



Please note:

We would recommend that side lever style taps are fitted with this sink, given the position of the tap platform.

Kubus



Suggested Accessories



01

Rollamat
112.0256.867
£99



02

**Stainless Steel
Strainer Bowl**
112.0066.060
£148



03

**KNG Chopping
Board**
112.0654.748
£84



115.0711.558
Mythos Masterpiece
in Gold

Optional PVD Coloured Accessories

Drain Covers



Anthracite
112.0717.462
£50



Gold
112.0717.419
£50



Copper
112.0717.420
£50

Waste Kit Parts



Anthracite
112.0639.054
£99



Gold
112.0639.055
£99



Copper
112.0639.056
£99

Overflow Plate



Anthracite
133.0630.101
£15



Gold
133.0630.111
£15



Copper
133.0630.057
£15

Also available in pop-up waste version for the KNG 110 62 model.



KNG 110 37

Polar White
125.0633.731
£548

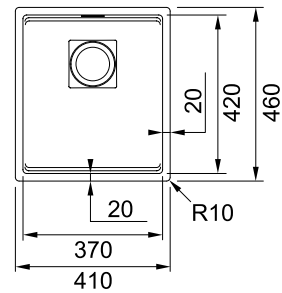
Stone Grey
125.0633.733
£548

Slate Grey
125.0714.463
£548

Matt Black
125.0630.441
£548

Dimensions **410x460mm**
Installation **See Instruction Booklet**
Bowl **370x420x200mm**

Recommended Product
Plumbing Kit
Siphon 1 £28
Suggested WDU
Elite Slimline 125 - see page 264



50 YEARS
GUARANTEE



01 02 03



KNG 110 52

Polar White
125.0633.725
£623

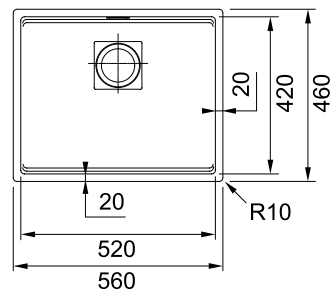
Stone Grey
125.0633.728
£623

Slate Grey
125.0714.464
£623

Matt Black
125.0630.442
£623

Dimensions **560x460mm**
Installation **See Instruction Booklet**
Bowl **520x420x200mm**

Recommended Product
Plumbing Kit
Siphon 1 £28
Suggested WDU
Elite Slimline 125 - see page 264



50 YEARS
GUARANTEE



01 02 03



KNG 110 62

Polar White
125.0633.721
£678

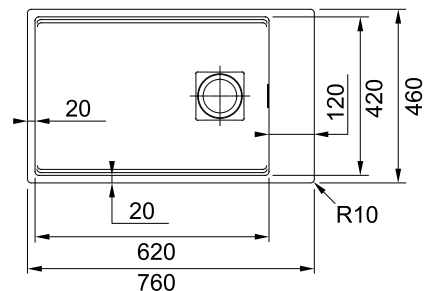
Stone Grey
125.0633.723
£678

Slate Grey
125.0714.465
£678

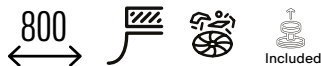
Matt Black
125.0630.443
£678

Dimensions **760x460mm**
Installation **See Instruction Booklet**
Bowl **620x420x200mm**

Recommended Product
Plumbing Kit
Siphon 1 £28
Suggested WDU
Elite Slimline 125 - see page 264



50 YEARS
GUARANTEE



01 02 03

Please note:

We would recommend that side lever style taps are fitted with this sink, given the position of the tap platform.



KNG 120

Polar White
125.0633.285
£721

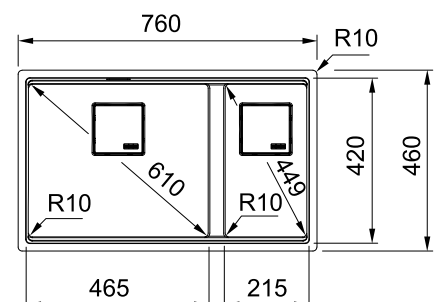
Stone Grey
125.0633.287
£721

Slate Grey
125.0714.465
£721

Matt Black
125.0630.444
£721

Dimensions **760x460mm**
Installation **See Instruction Booklet**
Bowl **465x420x200mm/**
215x420x200

Recommended Product
Plumbing Kit
Siphon 2 £40
Suggested WDU
Elite Slimline 125 - see page 264



50 YEARS
GUARANTEE



01 02 03



Maris



Suggested Accessories



All-In
Please see page 268 to select a combination of accessories.



Rollamat 40
112.0050.988
£99



Mobile Drainer
112.0188.651
£136



112.0717.105
Atlas Neo Soap Dispenser
in Gold



115.0689.094
Eos Neo Pull Down Spray
in Gold

Optional PVD Coloured Accessories

Drain Covers



Anthracite
112.0717.469
£30



Gold
112.0717.470
£30



Copper
112.0717.494
£30

Waste Kit Parts



Anthracite
112.0639.054
£99



Gold
112.0639.055
£99



Copper
112.0639.056
£99

Overflow Plate



Anthracite
133.0630.101
£15



Gold
133.0630.111
£15



Copper
133.0630.057
£15



MRG 110-37

Dimensions **403x433mm**
Installation **See instruction booklet**
Bowl **370x400x200mm**

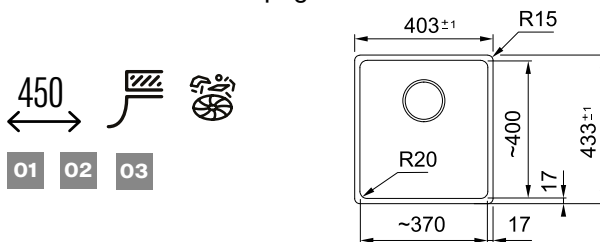
Recommended Product

Plumbing Kit

Siphon 1 £28

Suggested WDU

Elite Slimline 75 - see page 264



01 02 03



MRG 110-52

Dimensions **553x433mm**
Installation **See instruction booklet**
Bowl **520x400x200mm**

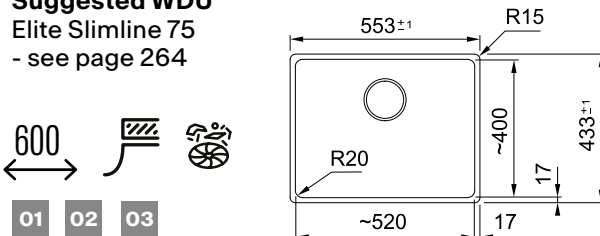
Recommended Product

Plumbing Kit

Siphon 1 £28

Suggested WDU

Elite Slimline 75
- see page 264



01 02 03



MRG 110-72

Dimensions **753x433mm**
Installation **See instruction booklet**
Bowl **720x400x200mm**

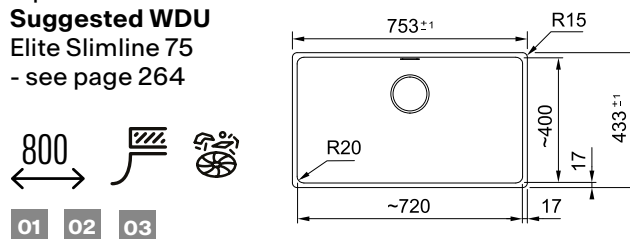
Recommended Product

Plumbing Kit

Siphon 1 £28

Suggested WDU

Elite Slimline 75
- see page 264



01 02 03



MRG 160 34-15

Dimensions **553x433mm**
Installation **See instruction booklet**
Bowl **340x400x200mm/150x400x150mm**

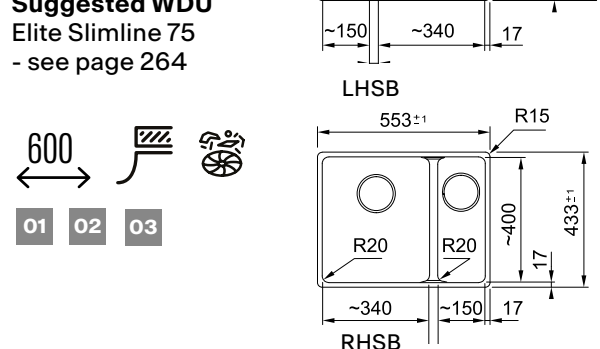
Recommended Product

Plumbing Kit

Siphon 2 £40

Suggested WDU

Elite Slimline 75
- see page 264



01 02 03

Polar White
125.0688.500
£495

Coffee
125.0688.501
£495

Oyster
125.0688.502
£495

Stone Grey
125.0688.499
£495

Slate Grey
125.0714.458
£495

Matt Black
125.0688.503
£495

Polar White
125.0688.505
£560

Coffee
125.0688.506
£560

Oyster
125.0688.507
£560

Stone Grey
125.0688.504
£560

Slate Grey
125.0714.459
£560

Matt Black
125.0688.508
£560

Polar White
125.0688.510
£662

Coffee
125.0688.511
£662

Oyster
125.0688.512
£662

Stone Grey
125.0688.509
£662

Slate Grey
125.0714.460
£662

Matt Black
125.0688.513
£662

Polar White
LHSB 125.0688.515
RHSB 125.0688.520
£653

Coffee
LHSB 125.0688.516
RHSB 125.0688.521
£653

Oyster
LHSB 125.0688.517
RHSB 125.0688.522
£653

Stone Grey
LHSB 125.0688.514
RHSB 125.0688.519
£653

Slate Grey
LHSB 125.0714.461
RHSB 125.0714.462
£653

Matt Black
LHSB 125.0688.518
RHSB 125.0688.523
£653



Ceramic



KubusX 64
Franke by V&B 66



Bowls

KubusX



NEW

Optional PVD Coloured Accessories

Waste Kit Set



Anthracite 112.0639.054 £99	Gold 112.0639.055 £99	Copper 112.0639.056 £99
--	------------------------------------	--------------------------------------

Overflow Plate



Anthracite 133.0722.565 £12	Gold 133.0722.548 £12	Copper 133.0722.549 £12
--	------------------------------------	--------------------------------------

Suggested Accessories



01
Rollamat 40
112.0050.988
£99



02
Chopping Board
112.0735.488
£85

MARIS

NEW

50
YEARS
GUARANTEE

KXX 110-41

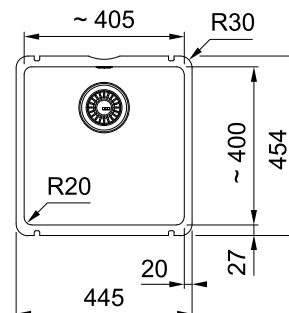
Gloss White
126.0735.128
£596

Dimensions **445x454mm**
Installation **See instruction booklet**
Bowl **405x400x190mm**

Recommended Product
Plumbing Kit
Siphon 1 £28
Suggested WDU
Elite Slimline 75
- see page 264



01 02



MARIS

NEW

50
YEARS
GUARANTEE

KXX 110-51

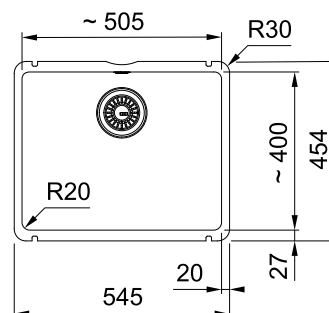
Gloss White
126.0735.183
£710

Dimensions **545x454mm**
Installation **See instruction booklet**
Bowl **505x400x190 mm**

Recommended Product
Plumbing Kit
Siphon 1 £28
Suggested WDU
Elite Slimline 75
- see page 264



01 02



MARIS

NEW

50
YEARS
GUARANTEE

KXX 110-71

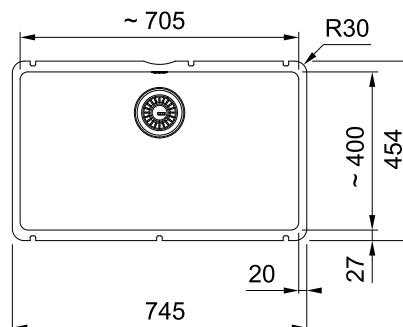
Gloss White
126.0735.192
£811

Dimensions **745x454mm**
Installation **See instruction booklet**
Bowl **705x400x190 mm**

Recommended Product
Plumbing Kit
Siphon 1 £28
Suggested WDU
Elite Slimline 75
- see page 264



01 02



MARIS

NEW

50
YEARS
GUARANTEE

KXX 160-37-12

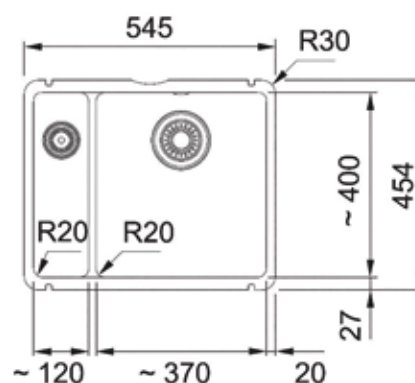
Gloss White
126.0735.188
£799

Dimensions **545x454mm**
Installation **See instruction booklet**
Bowl **370x400x190mm/120x400x120mm**

Recommended Product
Plumbing Kit
Siphon 2 £40
Suggested WDU
Elite Slimline 75
- see page 264



01 02



Please note: WDU can not be fitted to the small bowl.

PVD Coloured Waste not available for half bowl.

Franke by V&B



Suggested Accessories



01
Rollamat 40
112.0050.988
£99

FRANKE
by
Villeroy & Boch

MARIS

50
YEARS

GUARANTEE



VBK 110 21

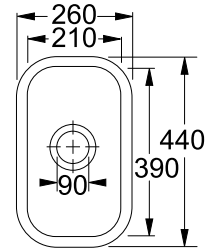
Gloss White
126.0381.816
£435

Dimensions **260x440mm**
Installation **Utilise template**
Bowl **210x390x180mm**

Recommended Product
Plumbing Kit
Siphon 1 £28
Suggested WDU
Elite Slimline 75 - see page 264



01



MARIS

50
YEARS

GUARANTEE



VBK 110 33

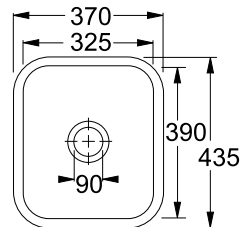
Gloss White
126.0381.820
£562

Dimensions **370x435mm**
Installation **Utilise template**
Bowl **325x390x175mm**

Recommended Product
Plumbing Kit
Siphon 1 £28
Suggested WDU
Elite Slimline 75 - see page 264



01



MARIS

50
YEARS

GUARANTEE



VBK 110 50

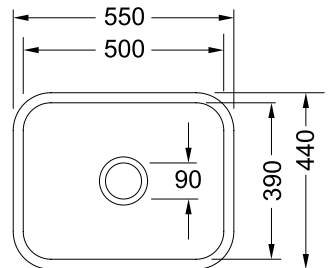
Gloss White
126.0381.823
£634

Dimensions **550x440mm**
Installation **Utilise template**
Bowl **500x390x200mm**

Recommended Product
Plumbing Kit
Siphon 1 £28
Suggested WDU
Elite Slimline 75 - see page 264



01



MARIS

50
YEARS

GUARANTEE



VBK 160

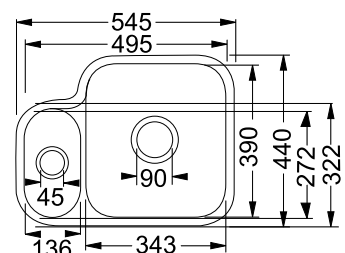
Gloss White
LHSB 126.0381.814
£751

Dimensions **545x440mm**
Installation **Utilise template**
Bowl **343x390x173mm/**
136x272x103mm

Recommended Product
Plumbing Kit
Siphon 2 £40
Suggested WDU
Elite Slimline 75 - see page 264



01



Stainless Steel



Inset Sinks



Box Center	70
Mythos	72
Maris MRX	74
Neptune	76
Maris	77
Argos	78
Spark	80
Rotondo	81
Antea	83



Box Center



Also available in undermount models - see page 36



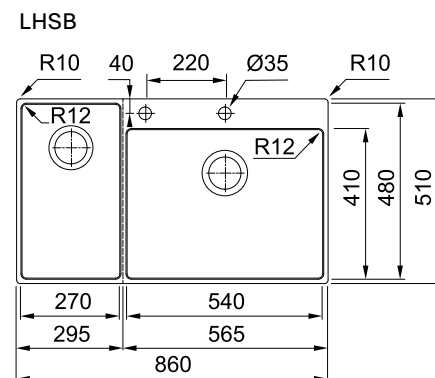
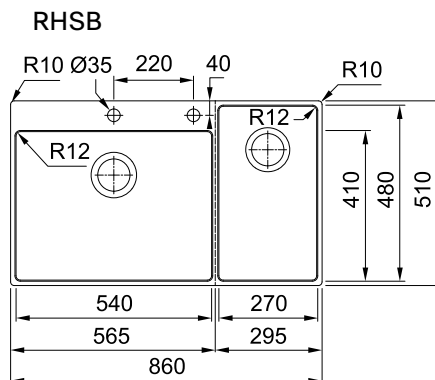
MYTHOS

50
YEARS
GUARANTEE



Dimensions **860x510mm**
Installation **840x490mm cr=10 (inset)**
862x512mm cr=11 (flushmount)
Bowl **540x410x200mm/**
270x480x200mm

Recommended Product
Plumbing Kit
Siphon 2 £40
Suggested WDU
Elite Slimline 125 - see page 264



Matt
Brushed

BWX 220 54-27
LHSB 127.0570.616
RHSB 127.0570.617
£1860

Note: Accessories fit laterally
across the main bowl



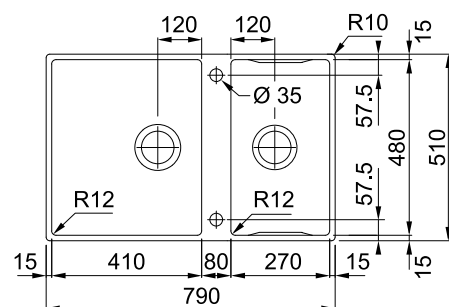
MYTHOS

50
YEARS
GUARANTEE




Dimensions **790x510mm**
Installation **770x490mm cr=10 (inset)**
792x512mm cr=11 (flushmount)
Bowl **410x480x200mm/**
270x480x200mm

Recommended Product
Plumbing Kit
Siphon 2 £40
Suggested WDU
Elite Slimline 125 - see page 264



Matt
Brushed

BWX 220 41-27
127.0611.736
Reversible
£1962



Accessories included with Box Center BWX 220 54-27 and BWX 220 41-27



Stainless Steel
Strainer Bowl



Food Preparation
Platter



Frame Cover



Wire Rack



Chopping
Board



Knife Holder



Knife set

MYTHOS



50
YEARS

GUARANTEE



Matt
Brushed

MYX 210-34
127.0607.087
£482

Dimensions **352x412mm**
Installation **Utilise template**
Bowl **340x400x200mm**

Recommended Product

Plumbing Kit

Siphon 1 £28

Suggested WDU

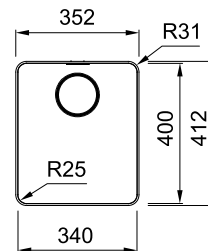
Elite Slimline 125-See page 264



01 02 03

Mythos

Also available as
undermount - see page 38



MYTHOS



50
YEARS

GUARANTEE



Matt
Brushed

MYX 210-45
127.0607.088
£564

Dimensions **462x412mm**
Installation **Utilise template**
Bowl **450x400x200mm**

Recommended Product

Plumbing Kit

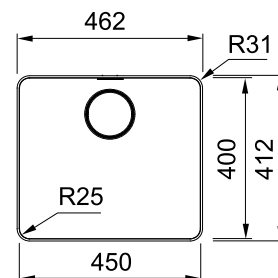
Siphon 1 £28

Suggested WDU

Elite Slimline 125-See page 264



01 02 03



MYTHOS



50
YEARS

GUARANTEE



Matt
Brushed

MYX 210-55
127.0607.101
£678

Dimensions **562x412mm**
Installation **Utilise template**
Bowl **550x400x200mm**

Recommended Product

Plumbing Kit

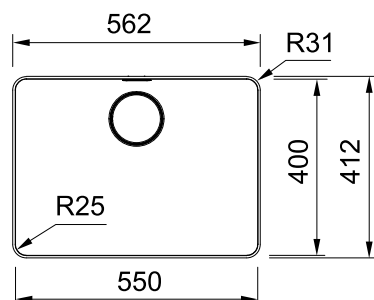
Siphon 1 £28

Suggested WDU

Elite Slimline 125-See page 264



01 02 03



MYTHOS



50
YEARS

GUARANTEE



Matt
Brushed

MYX 210-70
127.0607.102
£763

Dimensions **712x412mm**
Installation **Utilise template**
Bowl **700x400x200mm**

Recommended Product

Plumbing Kit

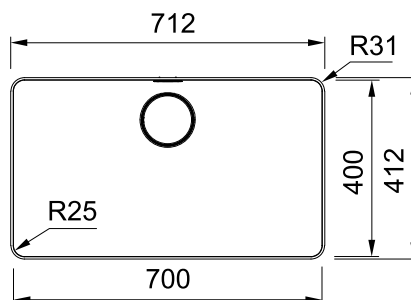
Siphon 1 £28

Suggested WDU

Elite Slimline 125-See page 264



01 02 03



Suggested Accessories



01

Rollamat
112.0591.081
£99



02

**Stainless Steel
Strainer Bowl**
112.0659.398
£165



03

Mobile Drainer
112.0602.288
£132



MARIS

50
YEARS
GUARANTEE



Matt Brushed

MRX 210-19
127.0553.950
£270

Dimensions **230x440mm**
Installation **Utilise template**
Bowl **190x400x130mm**

Recommended Product

Plumbing Kit

Siphon 1 £28

Suggested WDU

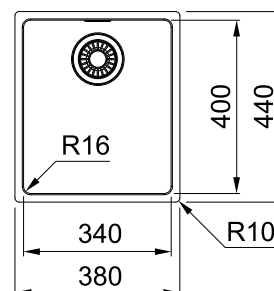
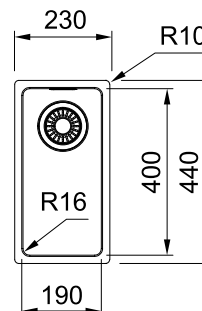
Elite Slimline 75 - see page 264



01 02 03

Maris

These sinks can be installed as inset or undermount. If fitting as an undermount please ensure the clips provided in the box are used. See also page 48



MARIS

50
YEARS
GUARANTEE



Matt Brushed

MRX 210-34
127.0531.915
£365

Dimensions **380x440mm**
Installation **Utilise template**
Bowl **340x400x180mm**

Recommended Product

Plumbing Kit

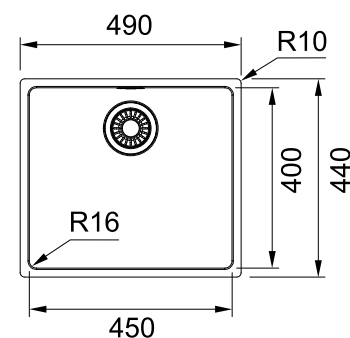
Siphon 1 £28

Suggested WDU

Elite Slimline 75 - see page 264



01 02 03



MARIS

50
YEARS
GUARANTEE



Matt Brushed

MRX 210-45
122.0553.961
£373

Dimensions **490x440mm**
Installation **Utilise template**
Bowl **450x400x180mm**

Recommended Product

Plumbing Kit

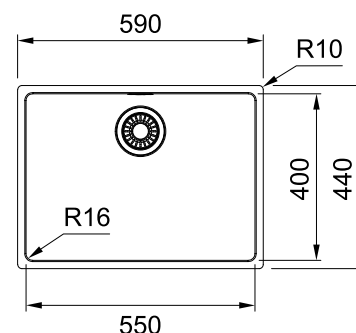
Siphon 1 £28

Suggested WDU

Elite Slimline 75 - see page 264



01 02 03



MARIS

50
YEARS
GUARANTEE



Matt Brushed

MRX 210-55
127.0637.544
£477

Dimensions **590x440mm**
Installation **Utilise template**
Bowl **550x400x180mm**

Recommended Product

Plumbing Kit

Siphon 1 £28

Suggested WDU

Elite Slimline 75 - see page 264



01 02 03

MARIS

50
YEARS
GUARANTEE



Matt Brushed

MRX 210-70
122.0531.916
£613

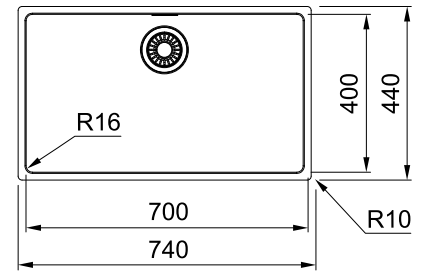
Dimensions **740x440mm**
Installation **Utilise template**
Bowl **700x400x180mm**

Recommended Product
Plumbing Kit
Siphon 1 £28
Suggested WDU
Elite Slimline 75 - see page 264



01 02 03

Maris



MARIS

50
YEARS
GUARANTEE



Matt Brushed

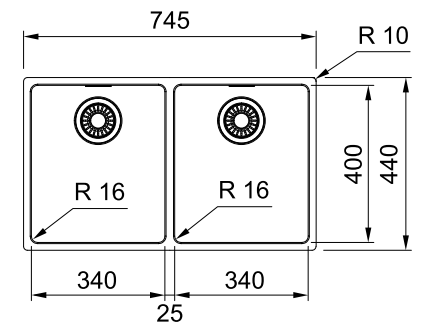
MRX 220 34-34
127.0637.541
£668

Dimensions **745x440mm**
Installation **Utilise template**
Bowl **340x400x180mm/**
340x400x180mm

Recommended Product
Plumbing Kit
Siphon 2 £40
Suggested WDU
Elite Slimline 75 - see page 264



01 02 03



MARIS

50
YEARS
GUARANTEE



Matt Brushed

MRX 260 34-19
LHSB 127.0637.546
RHSB 127.0637.547
£668

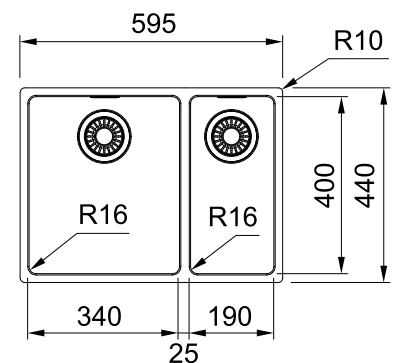
Dimensions **595x440mm**
Installation **Utilise template**
Bowl **340x400x180mm/**
190x400x130mm

Recommended Product
Plumbing Kit
Siphon 2 £40
Suggested WDU
Elite Slimline 75 - see page 264

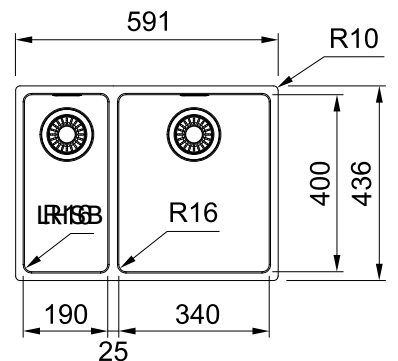


01 02 03

LHSB



RHSB



Suggested Accessories



All-In

Please see page 268 to select
a combination of accessories.



02

Rollamat 40
112.0050.988
£99



03

Mobile Drainer (342x430mm)
112.0188.651
£136

Neptune

MARIS



50 YEARS
ARANTEE



Silk

NEX 211
LHD 127.0059.655
RHD 127.0059.654
£454

Dimensions **864x514mm**
Installation **855x506mm cr=20**
Bowl **360x420x190mm**

Recommended Product

Plumbing Kit

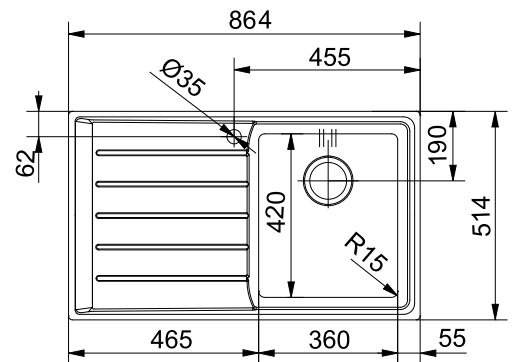
Siphon 1 £28

Suggested WDU

Elite Slimline 75-See page 264



01 02



MARIS



50 YEARS
ARANTEE



Silk

NEX 251
LHD 127.0059.717
RHD 127.0059.658
£537

Dimensions **1004x514mm**
Installation **995x506mm cr=20**
Bowl **360x420x190mm/**
168x306x130mm

Recommended Product

Plumbing Kit

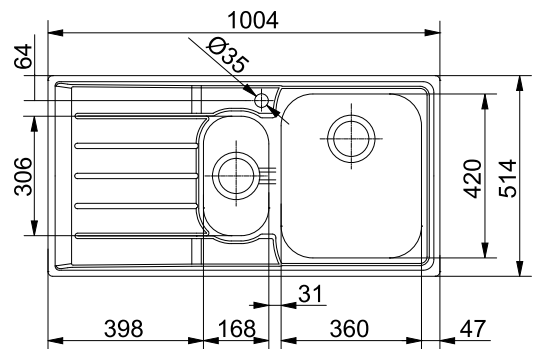
Siphon 2 £40

Suggested WDU

Elite Slimline 75-See page 264



01 02 03



Suggested Accessories



All-In
Please see page 268 to select
a combination of accessories.



Rollamat 44
112.0080.355
£99



Stainless Steel Strainer Bowl
112.0040.691
£74

MARIS

50
YEARS
GUARANTEE

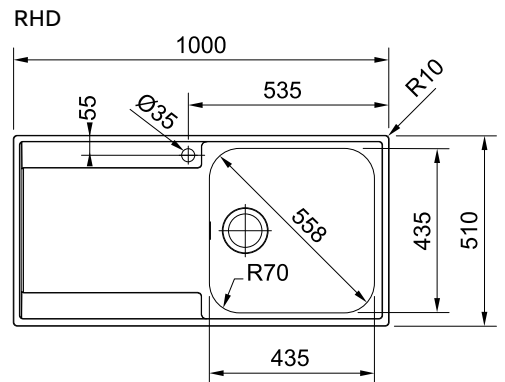
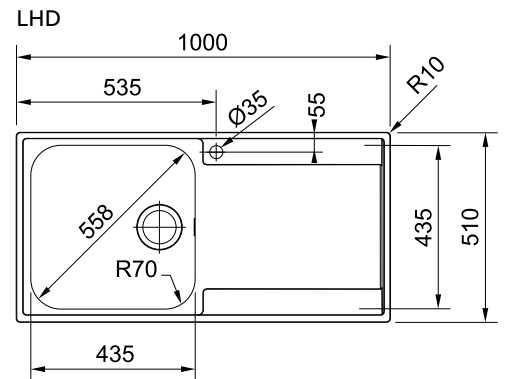


Silk

MRX 211
LHD 127.0305.144
RHD 127.0305.145
£425

Dimensions **1000x510mm**
Installation **987x497mm cr=10**
Bowl **435x435x180mm**

Recommended Product
Plumbing Kit
Siphon 1 £28
Suggested WDU
Elite Slimline 75-See page 264



MARIS

50
YEARS
GUARANTEE

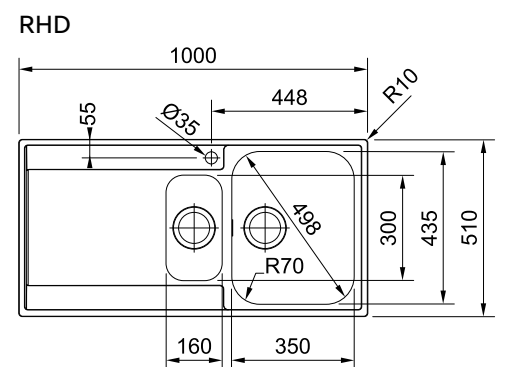
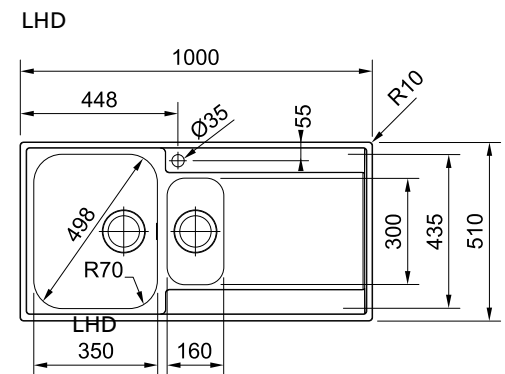


Silk

MRX 251
LHD 127.0305.146
RHD 127.0305.147
£489

Dimensions **1000x510mm**
Installation **987x497mm cr=10**
Bowl **350x435x175mm/**
160x300x120mm

Recommended Product
Plumbing Kit
Siphon 2 £40
Suggested WDU
Elite Slimline 75-See page 264



Suggested Accessories



All-In
Please see page 268 to select
a combination of accessories.



Rollamat 36
112.0075.642
£99



Stainless Steel Strainer Bowl
112.0041.519
£75

SMART

50
YEARS
GUARANTEE

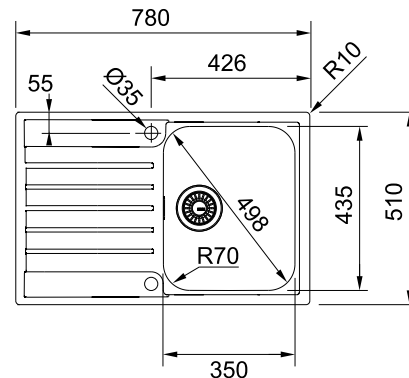



Silk

AGX 611-78
Reversible
101.0607.697
£226

Dimensions **780x510mm**
Installation **766x496 cr=10**
Bowl **350x435x175mm**

Recommended Product
Plumbing Kit
Siphon 1 £28
Suggested WDU
Elite Slimline 50-See page 264



SMART

50
YEARS
GUARANTEE

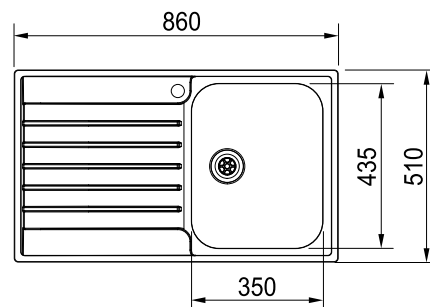



Silk

AGX 611-86
Reversible
101.0531.599
£245

Dimensions **860x510mm**
Installation **846x496 cr=10**
Bowl **350x435x175mm**

Recommended Product
Plumbing Kit
Siphon 1 £28
Suggested WDU
Elite Slimline 50-See page 264



SMART

50
YEARS
GUARANTEE

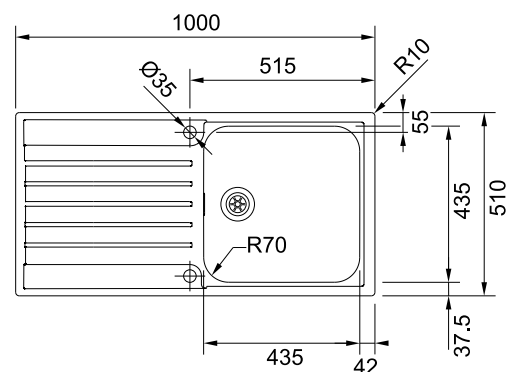



Silk

AGX 611-100
Reversible
101.0531.600
£335

Dimensions **1000x510mm**
Installation **984x494 cr=10**
Bowl **435x435x180mm**

Recommended Product
Plumbing Kit
Siphon 1 £28
Suggested WDU
Elite Slimline 50-See page 264



Suggested Accessories



All-In
Please see page 268 to select
a combination of accessories.



Stainless Steel Strainer Bowl
112.0041.519
£75

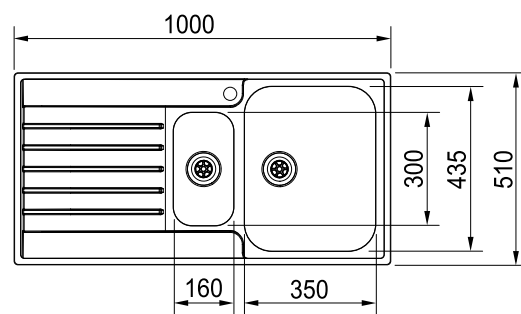
SMART

50
YEARS
GUARANTEE



Dimensions **1000x510mm**
Installation **986x496 cr=10**
Bowl **350x435x175mm/**
160x300x120mm

Recommended Product
Plumbing Kit
Siphon 2 £40
Suggested WDU
Elite Slimline 50-See page 264



Silk

AGX 651
Reversible
101.0531.651
£367



01 02



Spark

SMART

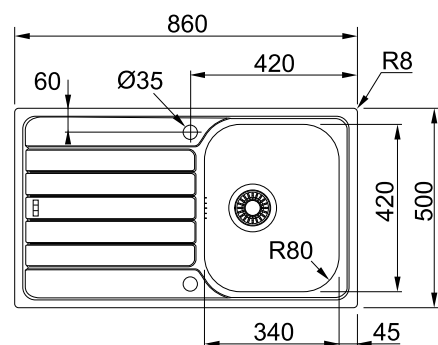
50
YEARS
GUARANTEE



Unbrushed
SKN 611-86
Reversible
101.0713.206
£185

Dimensions **860x500mm**
Installation **840x480 cr=10**
Bowl **340x420x160mm**

Recommended Product
Plumbing Kit
Siphon 1 £28
Suggested WDU
Elite Slimline 50 - see page 264



SMART

NEW

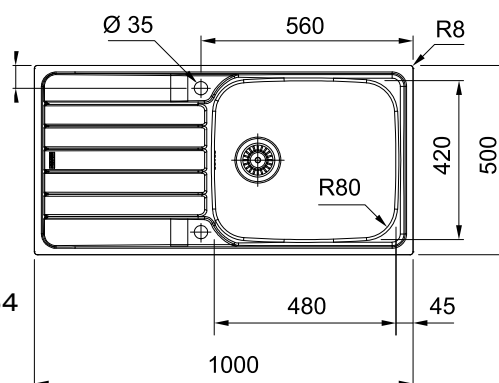
50
YEARS
GUARANTEE



Unbrushed
SKN 611-100
Reversible
101.0713.207
£219

Dimensions **1000x500mm**
Installation **980x480 cr=10**
Bowl **480x420x160mm**

Recommended Product
Plumbing Kit
Siphon 1 £28
Suggested WDU
Elite Slimline 50 - see page 264



SMART

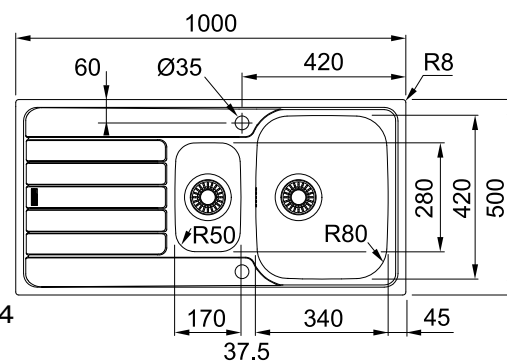
50
YEARS
GUARANTEE



Unbrushed
SKN 651
Reversible
101.0713.208
£247

Dimensions **1000x500mm**
Installation **980x480 cr=10**
Bowl **340x420x155mm/**
170x280x80mm

Recommended Product
Plumbing Kit
Siphon 2 £40
Suggested WDU
Elite Slimline 50 - see page 264



Rotondo

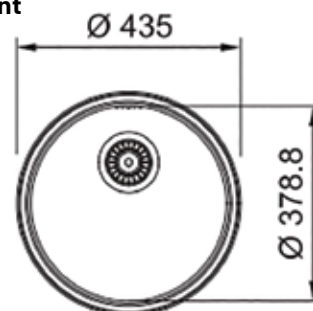
SMART

50
YEARS
GUARANTEE



Dimensions **Ø435**
Installation **Ø415 Inset Ø396 Undermount**
Bowl **Ø378.8x170mm**

Recommended Product
Plumbing Kit
Siphon 1 £28
Suggested WDU
Elite Slimline 50 - see page 264



Brushed

RBX 610
101.0693.443
£364



Optional





SMART

50
YEARS
GUARANTEE

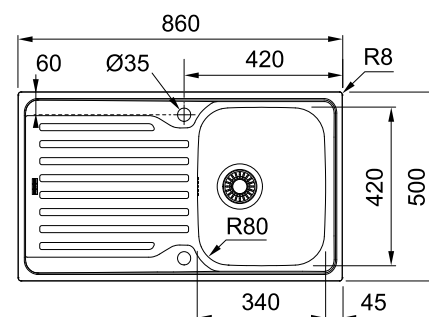


Unbrushed

AZN 611-86
Reversible
101.0489.523
£147

Dimensions **860x500mm**
Installation **840x480 cr=10**
Bowl **340x420x160mm**

Recommended Product
Plumbing Kit
Siphon 1 £28
Suggested WDU
Elite Slimline 50 - see page 264



SMART

50
YEARS
GUARANTEE

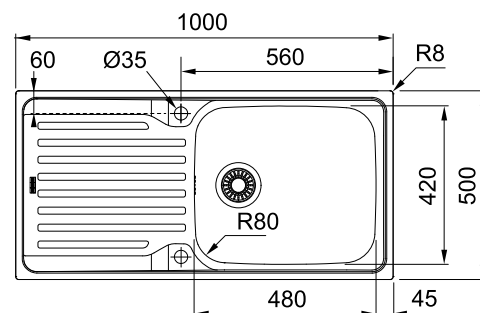


Unbrushed

AZN 611-100
Reversible
101.0713.537
£183

Dimensions **1000x500mm**
Installation **980x480 cr=10**
Bowl **480x420x160mm**

Recommended Product
Plumbing Kit
Siphon 1 £28
Suggested WDU
Elite Slimline 50 - see page 264



**UPDATED
MODEL**

SMART

50
YEARS
GUARANTEE

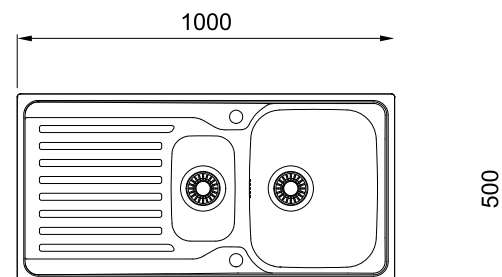


Unbrushed

AZN 651
Reversible
101.0489.526
£192

Dimensions **1000x500mm**
Installation **980x480 cr=10**
Bowl **340x420x155mm/
170x280x80 mm**

Recommended Product
Plumbing Kit
Siphon 2 £40
Suggested WDU
Elite Slimline 50 - see page 264





Fragranite



Maris Care	86
Centro	88
Basis	90
Antea	92



Inset Sinks

Maris Care Fragranite Bowl

Breaking barriers in kitchen accessibility





Introducing the new Maris MRG 610-60 Care bowl – a testament to Franke’s commitment to inclusive design. Engineered with precision and crafted from Franke’s signature Fraganite material, the shallow bowl ensures easy reach and convenience for wheelchair users or anyone that prefers to sit while preparing a meal. In addition its built-in top ledge, designed to facilitate the use of the dedicated accessories, allows a more comfortable and ergonomic food preparation experience for all users – where design meets inclusivity.




NEW

50
YEARS
GUARANTEE

MARIS



Model
MRG 610-60 Care

-  **Polar White**
114.0729.485
£650
-  **Stone Grey**
114.0729.486
£650
-  **Matt Black**
114.0729.484
£650

Cabinet 700 mm
Minimum worktop width **650mm**
Dimensions **635x559mm**
Cut-out **615x539mm R:15mm**
Bowl **596x422x127mm**

Recommended Product
Plumbing Kit Siphon 1
112.0623.761
£24



01 02

Accessories



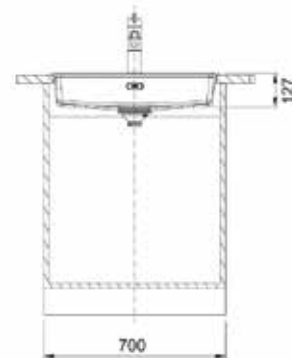
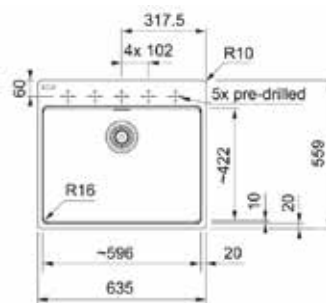
01

Mobile Drainer (342x430mm)
112.0188.651
£136



02

Rollamat
112.0030.882
£99



Centro



Suggested Accessories



All-In
Please see page 268 to select
a combination of accessories.



02
Chopping Board
112.0595.334
£72



03
**Stainless Steel
Strainer Bowl**
112.0184.418
£117



115.0600.095
Centro Chrome

MARIS

NEW

50
YEARS
GUARANTEE

CNG 611-86
Reversible

	Polar White 114.0724.107 £479		Stone Grey 114.0724.108 £479
	Coffee 114.0724.105 £479		Slate Grey 114.0736.282 £479
	Oyster 114.0738.491 £479		Matt Black 114.0724.106 £479

Dimensions **860x500mm**
Installation **840x480mm cr=10**
Bowl **392x435x200mm**

Recommended Product

Plumbing Kit

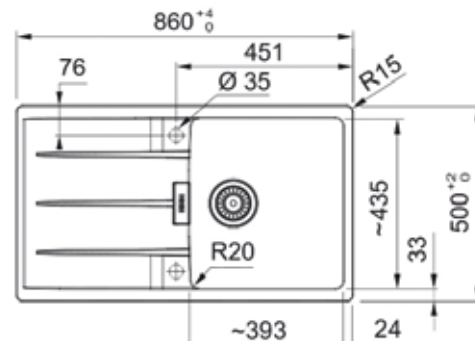
Siphon 1 £28

Suggested WDU

Elite Slimline 50-see page 264



01 02



MARIS

50
YEARS
GUARANTEE

CNG 611-100
Reversible

	Polar White 114.0706.623 £527		Stone Grey 114.0706.624 £527
	Coffee 114.0706.625 £527		Slate Grey 114.0717.116 £527
	Oyster 114.0717.117 £527		Matt Black 114.0706.622 £527

Dimensions **1000x500mm**
Installation **980x480mm cr=15**
Bowl **492x435x200mm**

Recommended Product

Plumbing Kit

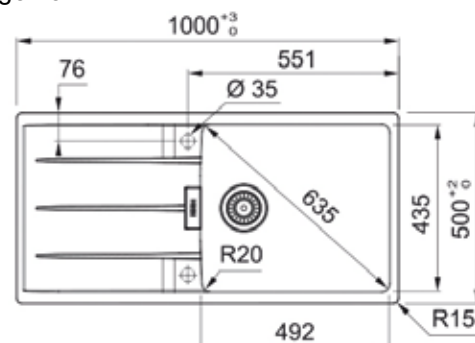
Siphon 1 £28

Suggested WDU

Elite Slimline 75-see page 264



01 02



MARIS

50
YEARS
GUARANTEE

CNG 651-100
Reversible

	Polar White 114.0706.627 £567		Stone Grey 114.0706.628 £567
	Coffee 114.0706.629 £567		Slate Grey 114.0717.118 £567
	Oyster 114.0717.119 £567		Matt Black 114.0706.626 £567

Dimensions **1000x500mm**
Installation **980x480mm cr=15**
Bowl **359x435x200mm/**
148x288x120mm

Recommended Product

Plumbing Kit

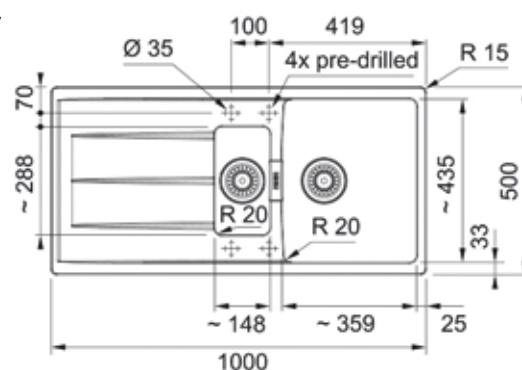
Siphon 2 £40

Suggested WDU

Elite Slimline 75-see page 264



01 02 03



Basis



Suggested Accessories



All-In
Please see page 268 to select
a combination of accessories.



115.0051.172
Zurich Chrome Tap

MARIS

50
YEARS

GUARANTEE

**BFG 611-78**
Reversible

Polar White
114.0253.155
£468

Coffee
114.0253.150
£468

Oyster
114.0633.735
£468

Stone Grey
114.0501.283
£468

Slate Grey
114.0714.467
£468

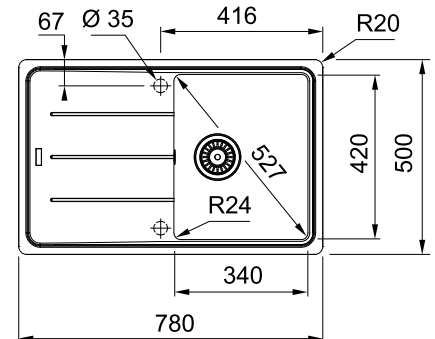
Matt Black
114.0714.470
£468

Dimensions **780x500mm**
Installation **760x480mm cr=10**
Bowl **340x420x200mm**

Recommended Product
Plumbing Kit
Siphon 1 £28
Suggested WDU
Elite Slimline 50-See page 264



01



MARIS

50
YEARS

GUARANTEE

**BFG 611-97**
Reversible

Polar White
114.0284.677
£479

Coffee
114.0284.678
£479

Oyster
114.0633.736
£479

Stone Grey
114.0484.967
£479

Slate Grey
114.0714.468
£479

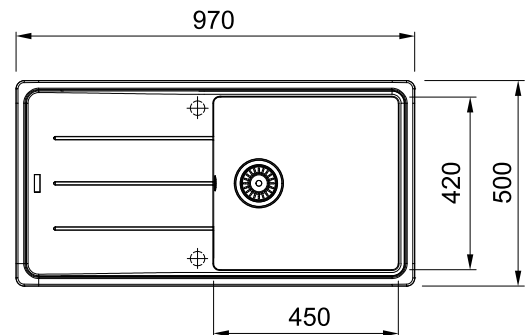
Matt Black
114.0714.471
£479

Dimensions **970x500mm**
Installation **950x480mm cr=10**
Bowl **450x420x200mm**

Recommended Product
Plumbing Kit
Siphon 1 £28
Suggested WDU
Elite Slimline 75-See page 264



01



MARIS

50
YEARS

GUARANTEE

**BFG 651**
Reversible

Polar White
114.0253.259
£511

Coffee
114.0253.257
£511

Oyster
114.0633.737
£511

Stone Grey
114.0484.968
£511

Slate Grey
114.0714.469
£511

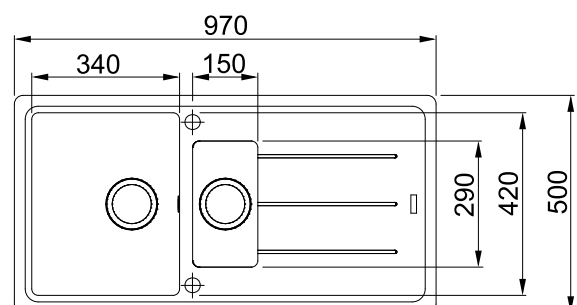
Matt Black
114.0714.472
£511

Dimensions **970x500mm**
Installation **950x480mm cr=10**
Bowl **340x420x200mm/**
150x290x100mm

Recommended Product
Plumbing Kit
Siphon 2 £40
Suggested WDU
Elite Slimline 75-See page 264



01



Antea



Suggested Accessories



01

All-In
Please see page 268 to select
a combination of accessories.



115.0635.794
Hestia J Spout
Decor Steel

SMART

50
YEARS
GUARANTEE



AZG 611-78
Reversible

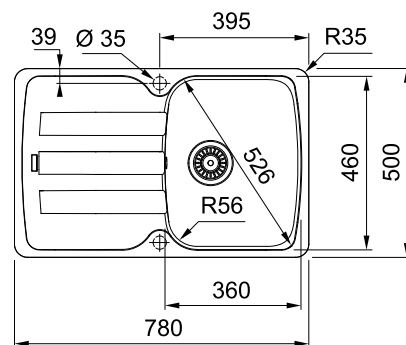
	Polar White 114.0532.312 £406
	Stone Grey 114.0633.738 £406
	Onyx 114.0532.311 £406

Dimensions **780x500mm**
Installation **760x480mm cr=20**
Bowl **360x460x210mm**

Recommended Product
Plumbing Kit
Siphon 1 £28
Suggested WDU
Elite Slimline 50
- see page 264



01



SMART

50
YEARS
GUARANTEE



AZG 651
Reversible

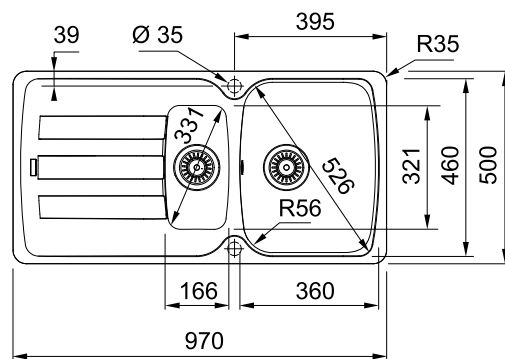
	Polar White 114.0532.315 £473
	Stone Grey 114.0633.740 £473
	Onyx 114.0532.314 £473

Dimensions **970x500mm**
Installation **950x480mm cr=20**
Bowl **360x460x210mm/**
166x321x115mm

Recommended Product
Plumbing Kit
Siphon 2 £40
Suggested WDU
Elite Slimline 50
- see page 264



01



SMART

50
YEARS
GUARANTEE



AZG 621
Reversible

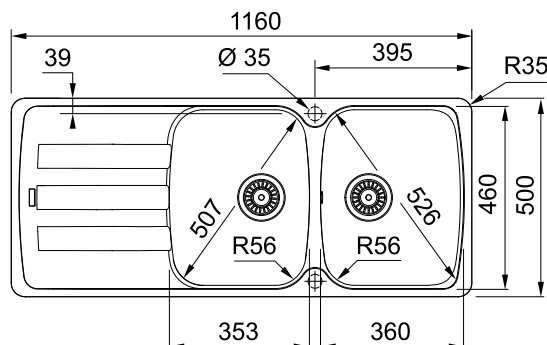
	Polar White 114.0532.317 £541
	Stone Grey 114.0633.742 £541
	Onyx 114.0532.318 £541

Dimensions **1160x500mm**
Installation **1140x480mm cr=20**
Bowl **360x460x210mm/**
353x460x210mm

Recommended Product
Plumbing Kit
Siphon 2 £40
Suggested WDU
Elite Slimline 50
- see page 264



01





Ceramic



Galassia 96

Belfast 98



Ceramic sink measurements may vary +/-1% due to the firing process. We recommend that the sink should be used as a template in all cases.

Extended flange required if installing a waste disposal unit* - see page 300

Inset Sinks

Galassia



115.0051.172
Zurich in Chrome

MARIS

50
YEARS
GUARANTEE

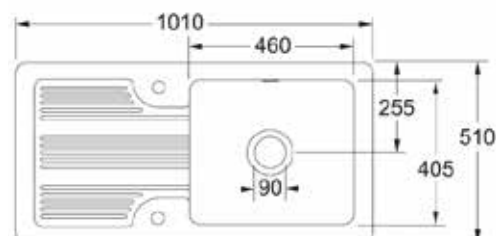


Glossy White

GAK 611
Reversible
124.0305.163
£450

Dimensions **1010x510mm**
Installation **970x480mm cr=10**
Bowl **460x405x200mm**

Recommended Product
Plumbing Kit
Siphon 1 £28
Suggested WDU
Elite Slimline 50-See page 264



MARIS

50
YEARS
GUARANTEE

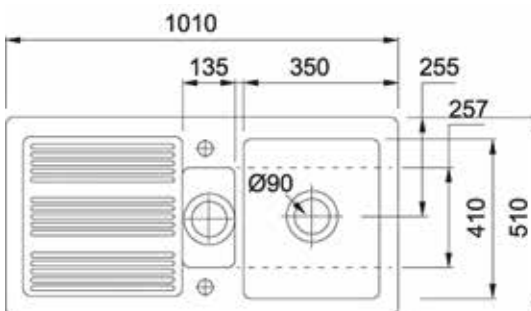


Glossy White

GAK 651
Reversible
124.0533.654
£499

Dimensions **1010x510mm**
Installation **975x495mm cr=10**
Bowl **350x410x240mm**

Recommended Product
Plumbing Kit
Siphon 2 £40
Suggested WDU
Elite Slimline 50-See page 264



Belfast



115.0712.036
Gloriana Classic Twin Lever
in Decor Steel

Optional PVD Coloured
waste kits for **BFK 720 36-36**
and **BFK 710-53**

Waste Kit Parts



Anthracite 112.0639.054 £99	Gold 112.0639.055 £99	Copper 112.0639.056 £99
--	------------------------------------	--------------------------------------

Optional PVD Coloured
Overflow plates for
BFK 720 36-36

Overflow Plate



Anthracite 133.0722.565 £12	Gold 133.0722.548 £12	Copper 133.0722.549 £12
--	------------------------------------	--------------------------------------

NB: The extended flange for a WDU usage is
not available in PVD colours

MYTHOS



50
YEARS
GUARANTEE



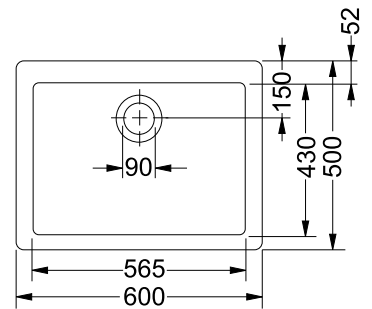
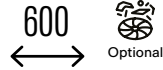
Gloss White

VBK 710
130.0381.800
£520

* An extended flange may be required

Dimensions **600x500mm**
Installation **N/A**
Bowl **565x430x180mm**
Ext. bowl depth: **200mm**

Recommended Product
Plumbing Kit
Siphon 1 £28
Suggested WDU*
Elite Slimline 125-See page 264



Ceramic tolerances can vary up to +/- 5 mm on this model (+/- 1%).

MARIS



NEW

50
YEARS
GUARANTEE

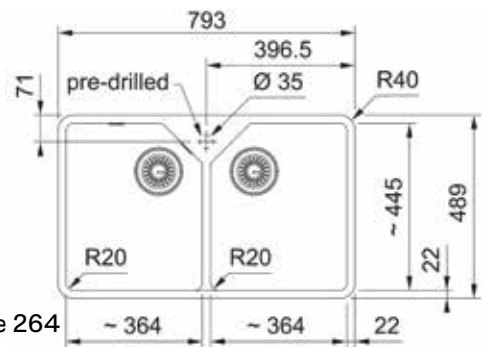
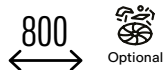


Glossy White

BFK 720-36-36
130.0729.667
£612

Dimensions **793x489mm**
Installation **N/A**
Bowl **364x445x190mm/**
364x445x195mm
Ext. bowl depth: **220mm**

Recommended Product
Plumbing Kit
Siphon 2 £40
Suggested WDU*
Elite Slimline 125-See page 264



Ceramic tolerances can vary up to +/- 5 mm on this model (+/- 1%).

MARIS



NEW

50
YEARS
GUARANTEE

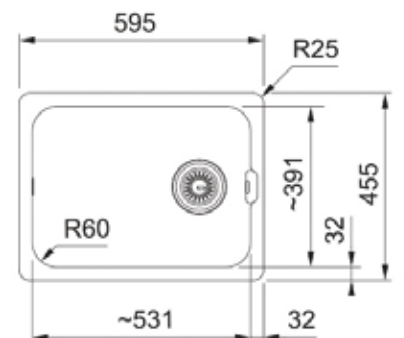


Glossy White

BFK 710-53
130.0729.668
£366

Dimensions **595x455mm**
Installation **Utilise template**
Bowl **531x391x220mm**
Ext. bowl depth: **245mm**

Recommended Product
Plumbing Kit
Siphon 1 £28
Not compatible with a WDU



Ceramic tolerances can vary up to +/- 5 mm on this model (+/- 1%).

Taps Overview

Taps Water Hub

Taps Filtered Water

Taps Heritage Collection

MYTHOS



Mythos Water Hub
p. 109



Vital
p. 119

MARIS



Maris Water Hub
Mechanic
p. 112



Maris Water Hub
Electronic
p. 113



FilterFlowDoric
p. 121



Tasso
p. 121



Perla Pull Out
Rinse
p. 125



Gloriana
p. 126



Gloriana Classic
3 Part Set
p. 127



Gloriana Classic
Bridge
p. 127



Gloriana Classic
Twin Lever
p. 127



Gloriana Classic
Single Lever
p. 127



Cotswold
p. 129

SMART

Tap Collection



Mythos Masterpiece
p. 133



Icon
p. 135



Mythos
p. 136



Atlas Neo Sensor
p. 139



Krios Range
p. 139



Atlas Neo
p. 140



Eos Neo
p. 141



Active Semi-Pro
p. 143



Active J Spout
Range
p. 143



Active L Spout
Range
p. 143



Tessuto
p. 144



Centro
p. 144



Fuji
p. 145



Zelus
p. 145



Eiger
p. 145



Valais
p. 146



Davos
p. 146



Orbit
p. 146



Hestia
p. 147



Rotaflow
p. 147



Athena
p. 147



Zurich
p. 147

Soap Dispenser



Atlas Neo
p. 140



Augusta Soap
Dispenser
p. 125



Active
p. 144

Multi





functional

Mythos Water Hub 104
Maris Water Hub 110




Taps

Mythos

Water Hub

We've gone all-in-one

WATER YOUR WAY



Enjoy all your favourite water experiences in one tap

Sorry, you may need to find new uses for your old ice trays, soda carbonator and kettle thanks to the new Mythos Water Hub, an innovative all-in-one home water solution that allows you to easily choose and instantly access your preferred choice of water including instant boiling, ambient, chilled, and sparkling.




For all tastes

With a 6-in-1 design approach, you and your guests have a choice of hot or cold water and four special filtered water functions: instant boiling, chilled, ambient, and sparkling. Water your way is now at a touch of the tap.

Simplicity under the sink

With its multifunctional system and one box compact solution featuring electronic LED indication for intuitive and easy handling, the new Mythos Water Hub can be easily installed underneath the sink, saving space within the kitchen.



Stay connected

A dedicated App enables users to set water parameters of different functions, ensuring a personalized water experience and a more harmonious everyday lifestyle. They can set the boiling water temperature, the carbonation level or the quantity of water dispensed in the continuous flow functions.

For extra safety, a Child Lock function can be activated to prevent easy access to the special functions on the tap. In addition, the users can check the system status and order required device consumables.


Healthier home, healthier planet

Due to having filtered and sparkling water readily available, you can reduce the need for plastic bottles in your home by up to 99%. A small switch for a greener future.






reddot winner 2024



Turn the left knob for instant boiling, ambient, chilled, and sparkling water.



Turn the right lever for regular cold and hot water.



Consumables

Pro M Connect Filter

It prevents limescale formation in the boiler, removes contaminants and stabilises good minerals in the water. The integrated RFID technology* ensures that the Franke device shares a notification when the filter needs to be changed.

Replacement cartridge
150.0717.797

Clear Water Connect Filter

An optional replacement filter with integrated RFID technology* for homes with an existing main water filtering system or where the main water supply is particularly low in limescale.

Replacement cartridge
150.0722.734

CO2 Cylinder

Made in steel and pressurised for safe transportation without loss of gas, and featuring easy turn fixation and release system allowing simple access.

Clear Water Connect Filter

After using the system for some time, depending on the main water quality, the device as well as the app will suggest a system clean using a specific chemical tablet.

112.0699.241

To order please call **01782 599 258** or visit **central-servicesuk.co.uk**

A touch of style

The Mythos Water Hub tap is available in Stainless Steel, Matt Black and in a range of stylish metallic finishes - Gold, Copper, and Anthracite. It features an advanced electronic control system with LED lighting, seamlessly combining striking aesthetics with exceptional ease.

Stand-by

Available to activate with a touch.



Boiling

Instant filtered boiling water is ideal for preparing hot drinks, such as tea and coffee, and cooking food, saving time and energy.



Ambient

Instant ambient filtered water ensures each glass is pure, safe and delicious.



Sparkling

Instant filtered sparkling water, for better digestion and healthy alternative to sugar drinks.



Chilled

Instant filtered chilled water frees up fridge and freezer space while shortening the time to prepare refreshments.



Sparkling medium

Instant filtered sparkling water with lighter carbonation for more delicate palates.



Simply push the electronic control to activate, then turn and select the desired water function, following the colours shown and push and hold to start the water flow. Once you have the amount of water you need, just release the control.

Alternatively, after selecting the desired water function, push the control two times for a continuous water flow of 1L for boiling and 0,5L for the other functions, or three times for 2L for boiling and 1L for the other functions. These water flow volumes can be customized at any time via the dedicated Franke App. The water flow will stop automatically according to the selected water function.



Scan to
discover
more about
Mythos
Water Hub

Mythos Electronic

Choose your finish, choose your water



Our Water Hub taps just got more exciting!

The Mythos Water Hub, now comes in four NEW additional, contemporary finishes* to complement and enhance your kitchen. Why not match one of our stunning new finishes with a Mythos Masterpiece sink to really add striking features and functions to your kitchen?



Matt Black
160.0731.740
£3499



Copper
160.0731.757
£3499



Gold
160.0731.754
£3499



Anthracite
160.0731.760
£3499

*The four NEW Mythos colours are only available in the 6-in-1 version tap.



Mythos 6-in-1 tap
Stainless Steel
160.0709.049
£3311

Regular cold and warm water
Filtered Water
Chilled Water
Sparkling Water
Boiling Water

Height: 440 mm
Width: 200 mm
Depth: 495 mm

Boiler volume: 4L
Heating-up time: 15 minutes*

Chiller-Sparkling volume: 2.8L
Chiller volume: 2.2L
Cool down time chiller: 8 minutes
(from 20°C to 10°C)*

Power: 1725W
Connectivity: Yes

*These values are averages



Mythos 5-in-1 tap
Stainless Steel
160.0709.102
£2681

Regular cold and warm water
Filtered Water
Chilled Water
Sparkling Water

Height: 440 mm
Width: 200 mm
Depth: 495 mm

Chiller-Sparkling volume: 2.8L
Chiller volume: 2.2L
Cool down time chiller: 8 minutes
(from 20°C to 10°C)*

Power: 230W
Connectivity: Yes


*These values are averages



Maris

Water Hub

Instant boiling water is now on tap
WATER YOUR WAY



The pleasure of instant boiling water

Why waste time and energy boiling the kettle when you can access boiling water whenever you like? Franke is proud to present the new Maris Water Hub, a compact 3-in-1 home water device that instantly serves boiling water at the touch of a tap so you can focus on what matters at home.



Scan to discover
more about Maris
Water Hub



Enjoy more kitchen space

Featuring tap, boiler, filter and filter head with a compact design that's easy to install underneath the sink granting you more room above.

Bye-bye energy waste

Thanks to innovative design and an A energy rating, the Maris Water Hub boils water in a more efficient way compared to a traditional kettle which involves significant energy usage and potential waste.



PRO M
FILTER

SAFE AND
EASY TO
CHANGE.



The choice is yours

Choose from a mechanical tap with a 4L boiler or an electronic tap with a 4L or 7L boiler. Both versions available with a 1700L filter for maximum convenience.

The look you prefer

Available in Chrome, Matt Black, Decor Steel, Gold, Copper, and Anthracite finishes, to match any Franke product and create a seamless kitchen aesthetic.



Optional Accessories

4-in-1 Filtration Kit

112.0712.978

£274

Convert your Maris Water Hub into a 4-in-1 home water device featuring an additional stream of filtered water made possible by a hydraulic box that neatly fits underneath the sink.



Mixing Valve

112.0728.340

£166

If you do not have mains hot water, for example if you have a gravity-fed system, you can use the optional Mixing Valve to blend the boiling water from the boiler with your mains cold feed, in order to provide up to 55°C warm water. In other cases, if a mains hot water supply is present but takes a long time to reach the kitchen tap, this valve act as a bypass integrating the mains water with the boiler to offer hot water instantly to the tap.

Maris Mechanical



MARIS

Mechanical tap

Single lever mixer tap with fixed spout
Mechanical operation
Child safe pull-and-turn control
Tube-in-tube construction
Spout rotation 180°
Spout reach 222mm
0/90° lever movement for installation close to the wall
Eco-Cartridge with water and energy saving features
Max. worksurface height 45mm



Chrome
160.0702.509
£1180

Decor Steel
160.0711.525
£1251

Matt Black
160.0705.400
£1303

4L Tank

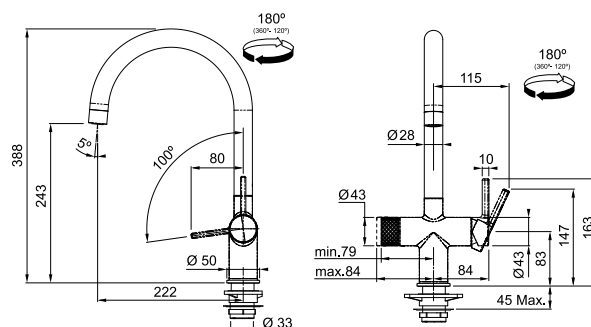
Capacity 4 litres
Energy Class A
Power 1650W
Heat-up time (100°C) 15 mins
Re-heat up time (100°C) 8mins
Standby mode max. 14W
Dimensions ø229x340mm
Includes: Pro M Filter



Pro M Connect Filter Replacement

120.0305.558

£80



Maris Electronic

The Maris Water Hub is now available in three new, modern finishes designed to complement and enrich your kitchen*.

* New Maris colours are only available in the 4 litre tank version

MARIS



NEW

Copper
160.0737.248
£1573

Gold
160.0737.247
£1573

Anthracite
160.0737.249
£1573



Electronic tap

Single lever mixer tap with fixed spout
Electronic operation
Child safe push-and-turn control
Tube-in-tube construction
Spout rotation 180°
Spout reach 222mm
0/90° lever movement for installation close to the wall
Eco-Cartridge with water and energy saving features
Max. worksurface height 45mm

4L Tank

Capacity 4 litres
Energy Class A
Power 1650W
Heat-up time (100°C) 15 mins
Re-heat up time (100°C) 8mins
Standby mode max. 14W
Dimensions ø229x340mm
Includes: Pro M Filter

+



7L Tank

Capacity 7 litres
Energy Class A
Power 1650W
Heat-up time (100°C) 24 mins
Re-heat up time (100°C) 16mins
Standby mode max. 14W
Dimensions ø229x494mm
Includes: Pro M Filter

OR



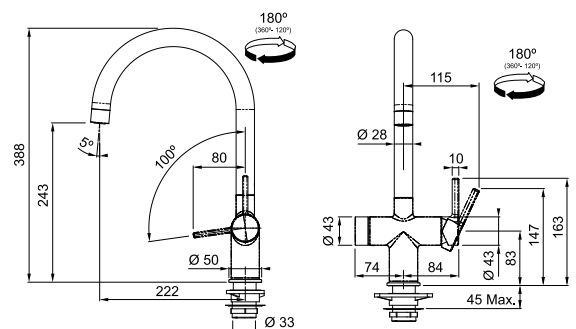
+



Chrome
160.0702.542 (4L tank)
£1294
160.0713.602 (7L tank)
£1520

Decor Steel
160.0709.047 (4L tank)
£1500
160.0713.607 (7L tank)
£1708

Matt Black
160.0702.544 (4L tank)
£1573
160.0713.605 (7L tank)
£1780





Water




Vital Capsule	116
Doric	120
Tasso	120



Filtered

Vital Capsule System

Small filter, bigger benefit.



For more information on the Vital
Capsule System scan here.



Just what makes the Vital system such a big deal?

It's the small but mighty capsule filter.

This unique design is not only the smallest in the world, but also the first to combine activated carbon with a high-tech membrane capable of filtering and purifying water. Adapting to your usage needs and lifestyle, it's available in two variants - **High Flow** and **High Performance**.

- Enjoy pure, great tasting water directly from the tap
- Compact over sink design doesn't take up valuable cupboard space
- Removes contaminants while retaining vital minerals
- LED light indicates when the filter needs to be replaced
- Filter is quick and simple to replace

Save money and reduce plastic waste

Helping to lessen your environmental impact, the Vital system can help to reduce plastic bottle waste by 99%¹ and save families up to £400 per year².

Filter value parameters

Scope: 3.5L / min at 3 bar

Temperature range: 1 - 38°C (34 - 100°F)

Pressure range: 1.0 - 6.8 bar (14.5 - 100 psi)

Capacity: Up to 500L (132 gal), depending on water quality and pressure

1 Calculation basis: weight of the Vital filter capsule = 33.5g, average weight of a 1 litre PET bottle = 35.0g, 1 Vital filter capsule replaces 500 PET bottles, then 33.5g divided by 500 x 35, 0 g = 0.2% 2 Base of calculation: an average family of 4 consumes about 3,000 liters of water per year at the average price of £0.20 per liter of mineral water; This results in a cost of £600 per year compared to £200 for six Vital filter capsules (recommended usage period 1 year).

Vital Capsule System



MYTHOS

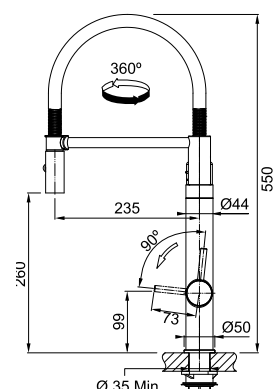


Vital 3-in-1 Filter Tap Semi-Pro



Tap Height 550mm
Spout Reach 235mm
Base Diameter 50mm
Tap cut-out Diameter 35mm
Pull-Out Spray Yes
Suitable for low pressure No
Perlator Yes

		Chrome/Gunmetal 120.0621.230 £1063
		Decor Steel PVD/ Matt Black 120.0621.313 £1204



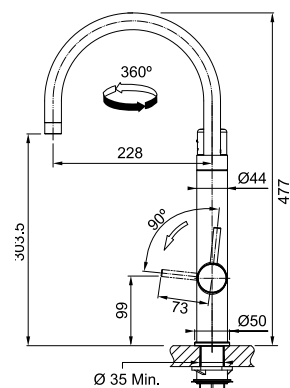
MYTHOS



Vital 3-in-1 Filter Tap J-Spout Swivel

Tap Height 477mm
Spout Reach 228mm
Base Diameter 50mm
Tap cut-out Diameter 35mm
Suitable for low pressure No
Perlator Yes

		Chrome/Gunmetal 120.0621.229 £709
		Decor Steel PVD/ Matt Black 120.0621.312 £849



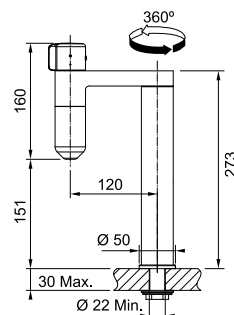
MYTHOS



Vital Single Dispense

Tap Height 311mm
Spout Reach 120mm
Base Diameter 50mm
Tap cut-out Diameter 22 or 35mm
Suitable for low pressure No
Perlator Yes

		Chrome/Gunmetal 120.0621.228 £496
		Decor Steel PVD/ Matt Black 120.0621.311 £637



FilterFlow Taps



The stylish and superbly engineered FilterFlow range is the blueprint for multi-tasking kitchen taps. Having filtered water at your fingertips means no more cumbersome, expensive bottled water, and naturally, there is the peace of mind of knowing your family's drinking water is clean, refreshing and free of impurities. Franke FilterFlow taps remove a wide range of impurities, including chlorine, organic matter, chemical and pharmaceutical traces, metallics and sediment.

MARIS



1
YEAR
FINISH
GUARANTEE

5
YEARS
PARTS
GUARANTEE

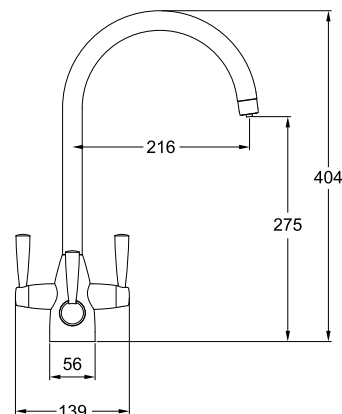


Doric

Tap Height **404mm**
Spout Reach **216mm**
Base Diameter **56mm**
Tap cut-out Diameter **35mm**
Suitable for low pressure **No**
Perlator **Yes**
360° rotation **Yes**



Chrome
120.0615.357
£550



MARIS



1
YEAR
FINISH
GUARANTEE

5
YEARS
PARTS
GUARANTEE

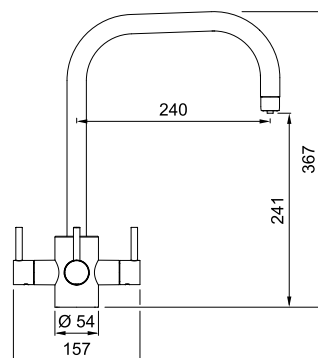


Tasso

Tap Height **367mm**
Spout Reach **240mm**
Base Diameter **54mm**
Tap cut-out Diameter **35mm**
Suitable for low pressure **No**
Perlator **Yes**
360° rotation **Yes**



Chrome
120.0615.447
£550



FilterFlow filter cartridges provide a unique and highly effective two-stage filtration process. The cartridges feature an outer ceramic shell and an inner carbon core. The fine ceramic has the ability to trap even the most microscopic of impurities, down to sub-micron level. The activated carbon core is manufactured from solid carbon rod, and eliminates contaminants such as chlorine and heavy metals, as well as unpleasant odours.



On average, a Franke FilterFlow tap will deliver around 2,500 litres of filtered water before its filter cartridge will need changing. And that couldn't be simpler. It's a 1-2-3 operation and as easy as changing a lightbulb.

Heritage



Collection



Gloriana	126
Gloriana Classic 3 Part Set	127
Gloriana Classic Bridge Lever	127
Gloriana Classic Twin Lever	127
Gloriana Classic Side Lever	127
Cotswold	129



Heritage Collection

Putting the class into classic design



From the rural styling of the Cotswold, to the elegant Edwardian look of the Gloriana Classic 'The Heritage Collection' embodies the pinnacle of craftsmanship; brought up to date by the latest manufacturing technologies.



Bridging the gap between timeless style and superb functionality, The Heritage Collection is the ideal fit for your kitchen, home and style, offering a choice of designs and configurations, plus accompanying accessories.

Available in a choice of warm or cool metallic finishes, these taps can work with either natural wood or painted cabinetry.



Decor Steel



Polished Nickel



Brass



Perla Pull Out Rinse

Delivering a concentrated jet of water, the Perla Pull Out Rinse is perfect for rinsing plates and cleaning larger pots and pans. Fits next to your sink and tap, simply pull it out and push the button.



Chrome
112.0712.051
£217



Polished Nickel
112.0712.053
£240



Decor Steel
112.0712.052
£240



Brass
112.0712.054
£267



Augusta Soap Dispenser

A handy addition to any sink, the Augusta Soap Dispenser is simple to use and easy to refill.



Chrome
112.0713.264
£124



Polished Nickel
112.0713.267
£149



Decor Steel
112.0713.266
£149



Brass
112.0713.265
£168



Gloriana

Classic Range

A timeless tap that suits both modern and traditional décor.



Available in a choice of warm or cool metallic finishes, these taps can work with any style of kitchen cabinet.


MARIS

1
YEAR
FINISH
GUARANTEE


5
YEARS
PARTS
GUARANTEE



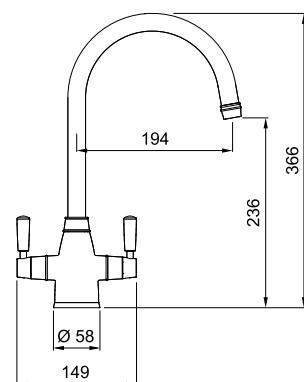
Gloriana
Tap Height 366mm
Spout Reach 194mm
Base Diameter 58mm
Tap cut-out Diameter 35mm
Suitable for Low Pressure Yes
Pull-Out Spray No
Perlator Yes

 **Chrome**
115.0637.111
£336

 **Decor Steel**
115.0637.112
£377

 **Brass**
115.0711.945
£402

 **Polished Nickel**
115.0711.944
£402



MARIS

1
YEAR
FINISH
GUARANTEE

5
YEARS
PARTS
GUARANTEE



Gloriana Classic 3 Part Set

Tap Height 365mm

Spout Reach 216mm

Base Diameter 50mm

Tap cut-out Diameter 48mm on handles min 30mm

Suitable for Low Pressure No

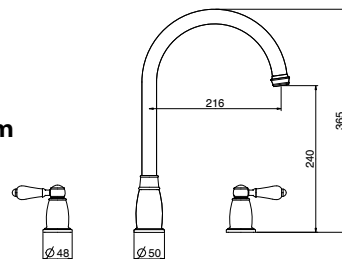
Pull-Out Spray No

Perlator Yes

Decor Steel
115.0712.042
£522

Polished Nickel
115.0712.043
£522

Brass
115.0712.044
£576



MARIS

1
YEAR
FINISH
GUARANTEE

5
YEARS
PARTS
GUARANTEE



Gloriana Classic Bridge Lever

Tap Height 415mm

Spout Reach 216mm

Base Diameter 48mm

Tap cut-out Diameter 25mm x 2

Suitable for Low Pressure Yes

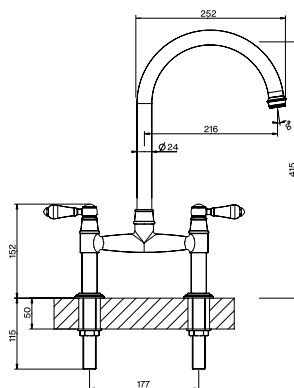
Pull-Out Spray No

Perlator Yes

Decor Steel
115.0712.045
£496

Polished Nickel
115.0712.046
£496

Brass
115.0712.047
£572



MARIS

1
YEAR
FINISH
GUARANTEE

5
YEARS
PARTS
GUARANTEE



Gloriana Classic Twin Lever

Tap Height 405mm

Spout Reach 216mm

Base Diameter 57mm

Tap cut-out Diameter 35mm

Suitable for Low Pressure Yes

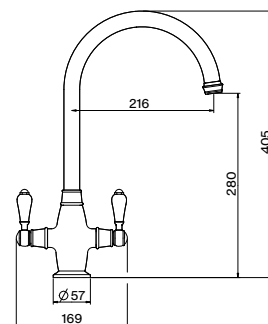
Pull-Out Spray No

Perlator Yes

Decor Steel
115.0712.036
£402

Polished Nickel
115.0712.037
£402

Brass
115.0712.038
£496



MARIS

1
YEAR
FINISH
GUARANTEE

5
YEARS
PARTS
GUARANTEE



Gloriana Classic Side Lever

Tap Height 408mm

Spout Reach 216mm

Base Diameter 55mm

Tap cut-out Diameter 35mm

Suitable for Low Pressure No

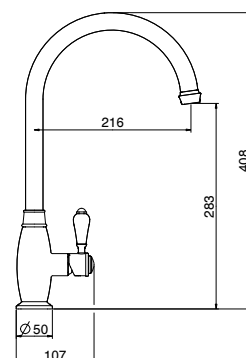
Pull-Out Spray No

Perlator Yes

Decor Steel
115.0712.039
£402

Polished Nickel
115.0712.040
£402

Brass
115.0712.041
£496





Cotswold



MARIS

1
YEAR
FINISH
GUARANTEE

5
YEARS
PARTS
GUARANTEE



Cotswold

Tap Height 300mm

Spout Reach 238mm

Base Diameter 50mm

Tap cut-out Diameter 35mm

Suitable for Low Pressure Yes

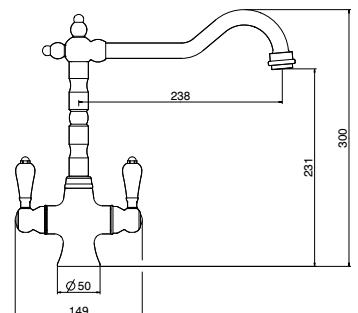
Perlator No



Polished Nickel
115.0711.939
£450



Brass
115.0689.617
£458



Taps



132	Mythos Masterpiece
135	Icon
136	Mythos
137	Krios
138	Atlas Neo Sensor
140	Atlas Neo
140	Atlas Neo Soap Dispenser
141	Eos Neo
142	Active
144	Active Soap Dispenser
144	Tessuto
144	Centro
145	Fuji
145	Fuji Pull-Out
145	Zelus
145	Eiger
146	Valais
146	Orbit
146	Davos
146	Davos J
147	Hestia
147	Rotaflow
147	Athena
147	Zurich





Mythos Masterpiece



As part of our Mythos Masterpiece range, these taps boast superb functionality and chic industrial styling thanks to the knurled metal detail on the body. Match your chosen tap with one of our popular Mythos Masterpiece sinks, all are manufactured from hardwearing, hygienic Stainless Steel.

MYTHOS

5
YEARS
FINISH
GUARANTEE


5
YEARS
PARTS
GUARANTEE

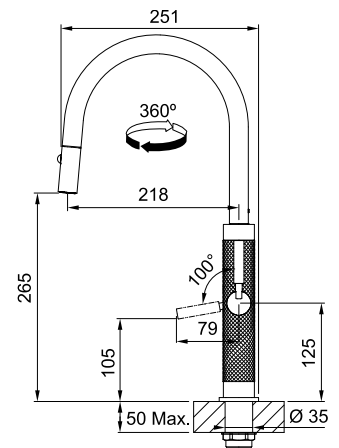


Mythos Masterpiece Pull-Down Spray



Tap Height 466mm
Spout Reach 218mm
Base Diameter 50mm
Suitable for Low Pressure No
Tap cut-out Diameter 35mm
Pull-Out Nozzle No
Pull-Down Spray Yes
Perlator Yes
360° Rotation Yes

	Solid Stainless Steel 115.0711.554 £940
	Gold 115.0711.558 £1230
	Copper 115.0711.557 £1230
	Anthracite 115.0711.555 £1230



See page 31 for matching sinks




Icon



reddot winner 2021



DESIGN
AWARD
2021




Two spray settings both at
a push of a button

MYTHOS

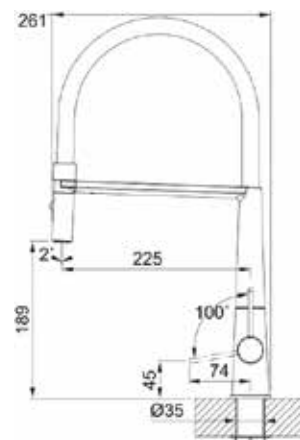
1
YEAR
FINISH
GUARANTEE

5
YEARS
PARTS
GUARANTEE



Icon Semi-Pro 
 Tap Height 456mm
 Spout Reach 225mm
 Base Diameter 48mm
 Suitable for Low Pressure No
 Tap cut-out Diameter 35mm
 Pull-Out Nozzle No
 Pull-Out Spray Yes
 Perlator Yes

 **Matt Black**
 115.0690.598
 £1012




MYTHOS

1
YEAR
FINISH
GUARANTEE

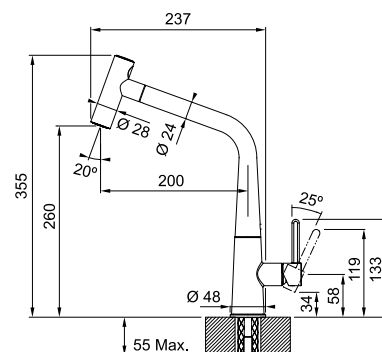
5
YEARS
PARTS
GUARANTEE



Icon Pull-Out Double Jet Shower 
 Tap Height 355mm
 Spout Reach 237mm
 Base Diameter 48mm
 Suitable for Low Pressure No
 Tap cut-out Diameter 35mm
 Pull-Out Nozzle No
 Pull-Out Spray Yes
 Perlator Yes

 **Chrome**
 115.0625.188
 £637

 **Matt Black**
 115.0625.190
 £662




MYTHOS

1
YEAR
FINISH
GUARANTEE

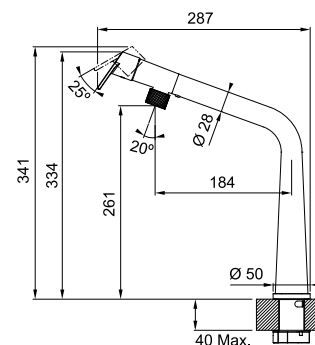
5
YEARS
PARTS
GUARANTEE



Icon Swivel Spout
 Tap Height 341mm
 Spout Reach 287mm
 Base Diameter 50mm
 Suitable for Low Pressure No
 Tap cut-out Diameter 35mm
 Pull-Out Nozzle No
 Pull-Out Spray Yes
 Perlator Yes

 **Chrome**
 115.0625.185
 £574

 **Matt Black**
 115.0625.187
 £600



Mythos Range



MYTHOS



5
YEARS
FINISH
GUARANTEE

5
YEARS
PARTS
GUARANTEE



Mythos

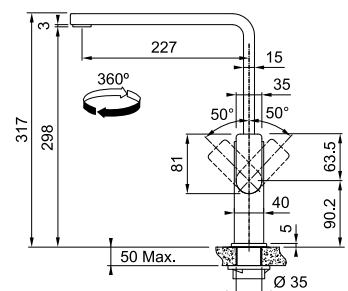
Tap Height 317mm
Spout Reach 227mm
Base Diameter 40mm
Suitable for Low Pressure No
Tap cut-out Diameter 35mm
Pull-Out Nozzle No
Pull-Out Spray No
Perlator Yes



Stainless Steel
115.0689.095
£564



Industrial Black
115.0689.096
£732



MYTHOS



5
YEARS
FINISH
GUARANTEE

5
YEARS
PARTS
GUARANTEE



Mythos Pull Out Nozzle



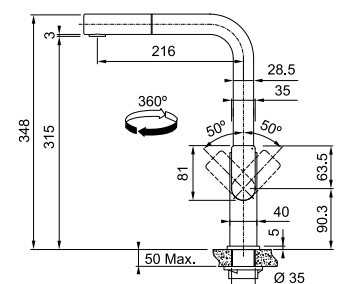
Tap Height 348mm
Spout Reach 216mm
Base Diameter 40mm
Suitable for Low Pressure No
Tap cut-out Diameter 35mm
Pull-Out Nozzle No
Pull-Out Spray Yes
Perlator Yes



Stainless Steel
115.0689.097
£732



Industrial Black
115.0689.098
£953




MARIS

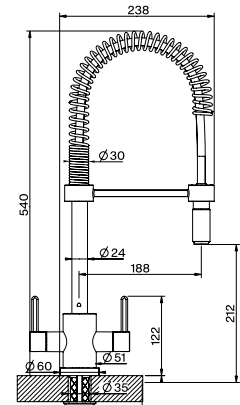
1
YEAR
FINISH
GUARANTEE

5
YEARS
PARTS
GUARANTEE



Krios Spring 
 Tap Height 540mm
 Spout Reach 188mm
 Base Diameter 60mm
 Tap cut-out Diameter 35mm
 Suitable for Low Pressure Yes
 Pull-Out Nozzle Yes
 Perlator Yes

 **Chrome**
 115.0689.616
 £583





MARIS

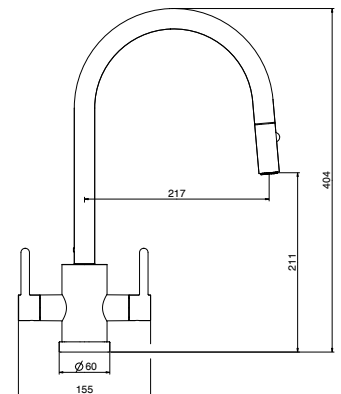
1
YEAR
FINISH
GUARANTEE

5
YEARS
PARTS
GUARANTEE



Krios J Pull-Out Spray 
 Tap Height 404mm
 Spout Reach 217mm
 Base Diameter 60mm
 Tap cut-out Diameter 35mm
 Suitable for Low Pressure No
 Perlator Yes
 360° Rotation Yes

 **Chrome**
 115.0711.515
 £496




MARIS

1
YEAR
FINISH
GUARANTEE

5
YEARS
PARTS
GUARANTEE



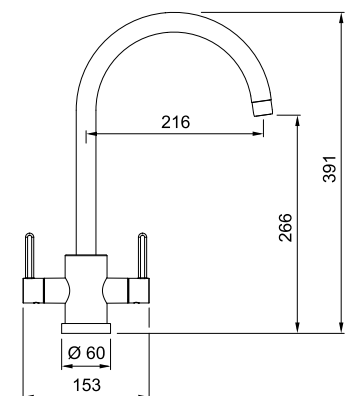
Krios J-Spout
 Tap Height 391mm
 Spout Reach 216mm
 Base Diameter 60mm
 Tap cut-out Diameter 35mm
 Suitable for Low Pressure Yes
 Perlator Yes

 **Chrome**
 115.0567.598
 £366

 **Decor Steel**
 115.0567.599
 £393

 **Brass**
 115.0567.600
 £434

 **Matt Black**
 115.0659.347
 £419



Atlas Neo Sensor



Thanks to our Atlas Neo Sensor you won't need to put dirty hands on your tap anymore, allowing for better hygiene for you and your family and fewer stains on your equipment. This contemporary and high-tech tap saves water and energy too, automatically stopping the water flow after 30 seconds.



Nothing more than a simple gesture

Position your hand close to the tap sensor, without the need of pushing any button or pulling any lever and enjoy 30 seconds of a perfect water flow. If you want hotter or colder water just adjust it with the lever.

Save the environment and your wallet

Put a pan under the tap, activate and forget about it, the water flow will stop in 30 seconds, saving water and

MARIS

5
YEARS
FINISH
GUARANTEE


5
YEARS
PARTS
GUARANTEE

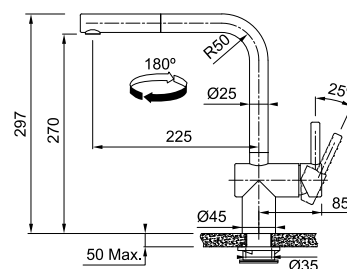


Atlas Neo Sensor Pull-Out Nozzle

Tap Height 297mm
Spout Reach 225mm
Base Diameter 45mm
Suitable for Low Pressure No
Tap cut-out Diameter 35mm
Pull-Out Nozzle Yes
Perlator Yes

 **Stainless Steel**
115.0638.827
£766

 **Industrial Black**
115.0669.321
£834



MARIS

5
YEARS
FINISH
GUARANTEE


5
YEARS
PARTS
GUARANTEE

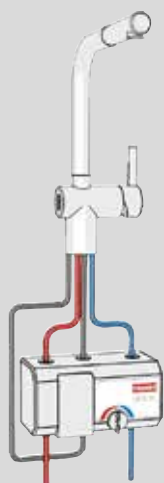
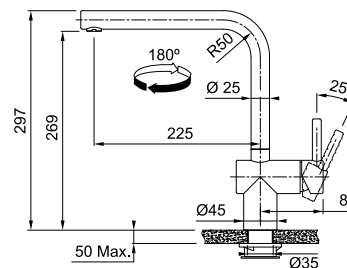


Atlas Neo Sensor Swivel

Tap Height 297mm
Spout Reach 225mm
Base Diameter 45mm
Suitable for Low Pressure No
Tap cut-out Diameter 35mm
Perlator Yes

 **Stainless Steel**
115.0638.826
£689

 **Industrial Black**
115.0669.210
£757



Easy to install, space-saving design

- Hybrid function enabling manual lever for everyday use and sensor activity for hand washing.
- The touchless and manual controls operate independently from each other.
- The sensor screen is easy to keep clean and easy to use.
- The sensor controls the touch free water temperature.
- If unintentionally started and once activated, the water flow stops in less than a second!
- The temperature on the sensor is set upon installation in the control box under the sink.
- Quick and easy plug-in installation: the tap, the control box, and the battery.

Atlas Neo

MARIS



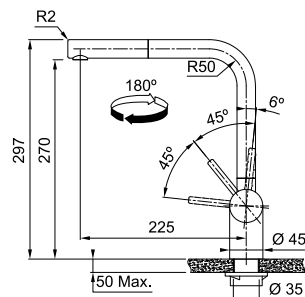
5
YEARS
FINISH
GUARANTEE

5
YEARS
PARTS
GUARANTEE



Atlas Neo Pull-Out Nozzle

Tap Height 297mm
Spout Reach 225mm
Base Diameter 45mm
Tap cut-out Diameter 35mm
Pull-Out Nozzle Yes
Suitable for Low Pressure No
Perlator Yes



Solid Stainless Steel
115.0638.841
£425



Gold
115.0689.090
£493



Copper
115.0638.842
£493



Anthracite
115.0638.845
£493



Industrial Black
115.0666.436
£493

MARIS



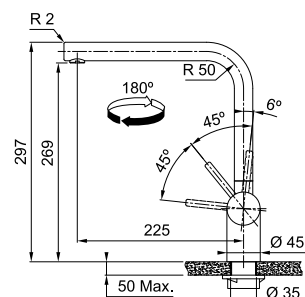
5
YEARS
FINISH
GUARANTEE

5
YEARS
PARTS
GUARANTEE



Atlas Neo Swivel

Tap Height 297mm
Spout Reach 225mm
Base Diameter 45mm
Tap cut-out Diameter 35mm
Suitable for Low Pressure No
Perlator Yes



Solid Stainless Steel
115.0547.856
£397



Gold
115.0689.087
£465



Copper
115.0638.830
£465



Anthracite
115.0638.828
£465



Industrial Black
115.0666.435
£465

Atlas Neo Soap Dispensers



Solid Stainless Steel
112.0717.084
£168



Gold
112.0717.105
£184



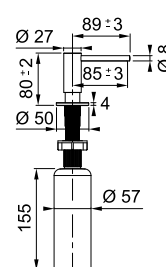
Copper
112.0717.104
£184



Anthracite
112.0717.103
£184



Industrial Black
112.0717.102
£184





Why not mix and match with our Mythos Masterpiece sinks? See page 31


Eos Neo

MARIS

5 YEARS
FINISH
GUARANTEE

5 YEARS
PARTS
GUARANTEE



Eos Neo Pull-Down Spray 
 Tap Height 433mm
 Spout Reach 231mm
 Base Diameter 45mm
 Tap cut-out Diameter 35mm
 Suitable for Low Pressure No
 Pull-Down Spray Yes
 Perlator Yes



Solid Stainless Steel
 115.0638.861
 £425



Gold
 115.0689.094
 £493



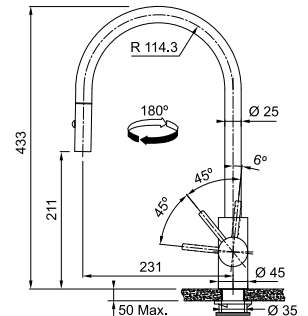
Copper
 115.0638.862
 £493



Anthracite
 115.0638.865
 £493



Industrial Black
 115.0666.438
 £493



MARIS

5 YEARS
FINISH
GUARANTEE

5 YEARS
PARTS
GUARANTEE



Eos Neo Swivel 
 Tap Height 387mm
 Spout Reach 229mm
 Base Diameter 45mm
 Tap cut-out Diameter 35mm
 Suitable for Low Pressure No
 Perlator Yes



Solid Stainless Steel
 115.0638.846
 £397



Gold
 115.0689.092
 £465



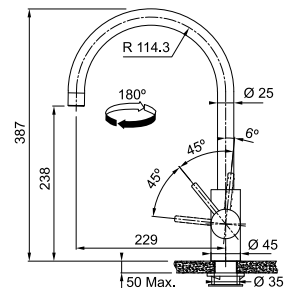
Copper
 115.0638.849
 £465



Anthracite
 115.0638.847
 £465



Industrial Black
 115.0666.437
 £465



Active

Stylishly sustainable. Crystal clear, anti-splash water stream thanks to a Laminar Aerator; spray jet function for precise cleaning and an Eco cartridge limits the flow and temperature of the water and saves the environment by using up to 50% less water.





MARIS

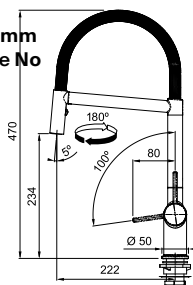
Active Semi-Pro



Tap Height 470mm
Spout Reach 222mm
Base Diameter 50mm
Tap cut-out Diameter 35mm
Suitable for Low Pressure **No**
Pull-Out Spray **Yes**
Perlator **Yes**

 **Chrome**
115.0653.407
£555

 **Matt Black**
115.0653.409
£721





MARIS

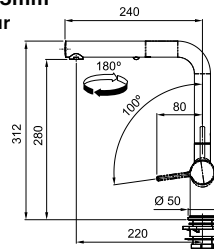
Active L Pull-Out Spray



Tap Height 312mm
Spout Reach 220mm
Base Diameter 50mm
Tap cut-out Diameter 35mm
Suitable for Low Pressure **No**
Pull-Out Spray **Yes**
Perlator **Yes**

 **Chrome**
115.0653.379
£388

 **Matt Black**
115.0653.382
£497





MARIS

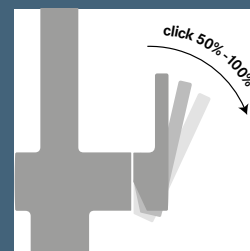
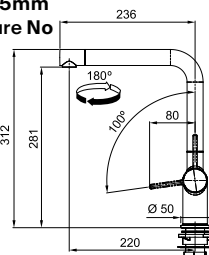
Active L Swivel Spout



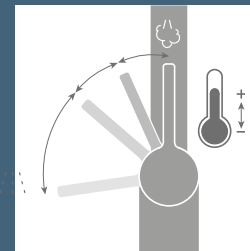
Tap Height 312mm
Spout Reach 220mm
Base Diameter 50mm
Tap cut-out Diameter 35mm
Suitable for Low Pressure **No**
Perlator **Yes**

 **Chrome**
115.0653.298
£279

 **Matt Black**
115.0653.371
£388



Sufficient water
pressure at just 50%
open.



Remove the lever and turn
the ring nut inside to limit
the temperature flow.*


*Always refer to the installation manual


MARIS

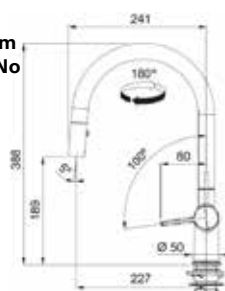
Active J Pull-Down Spray



Tap Height 388mm
Spout Reach 227mm
Base Diameter 50mm
Tap cut-out Diameter 35mm
Suitable for Low Pressure **No**
Pull-Out Spray **Yes**
Perlator **Yes**

 **Chrome**
115.0653.401
£388

 **Matt Black**
115.0653.404
£497





MARIS

Active J Swivel Spout



Tap Height 388mm
Spout Reach 220mm
Base Diameter 50mm
Tap cut-out Diameter 35mm
Suitable for Low Pressure **No**
Perlator **Yes**

 **Chrome**
115.0653.395
£279

 **Matt Black**
115.0653.398
£388



Active Soap Dispensers



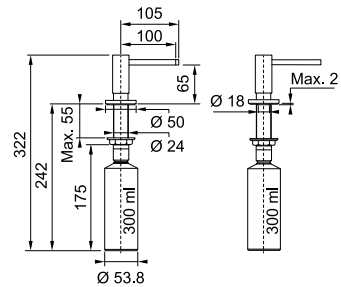
Chrome
119.0547.902
£141



Decor Steel
119.0547.904
£153



Matt Black
119.0547.906
£153



1
YEAR
FINISH
GUARANTEE

5
YEARS
PARTS
GUARANTEE



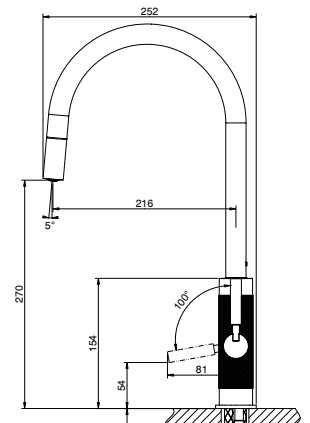
Tessuto Pull-Down Nozzle
Tap Height 455mm
Spout Reach 216mm
Base Diameter 48mm
Suitable for Low Pressure No
Tap cut-out Diameter 35mm
Pull-Out Nozzle Yes
Perlator Yes

Decor Steel
115.0691.517
£476

Matt Black
115.0691.518
£536

Brass
115.0692.199
£549

Polished Nickel
115.0711.942
£538



1
YEAR
FINISH
GUARANTEE

5
YEARS
PARTS
GUARANTEE



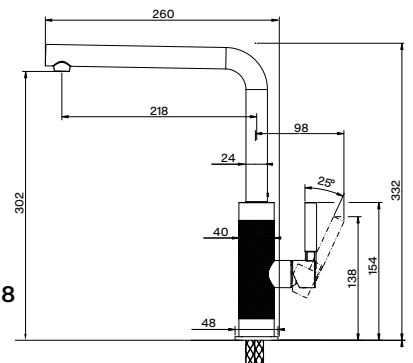
Tessuto L Spout
Tap Height 332mm
Spout Reach 218mm
Base Diameter 48mm
Suitable for Low Pressure No
Tap cut-out Diameter 35mm
Perlator Yes

Decor Steel
115.0691.515
£344

Matt Black
115.0691.516
£397

Brass
115.0692.198
£408

Polished Nickel
115.0711.940
£402



1
YEAR
FINISH
GUARANTEE

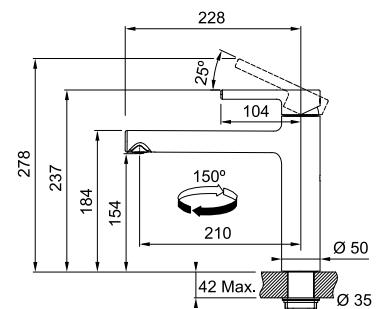
5
YEARS
PARTS
GUARANTEE



Centro
Tap Height 237mm
Spout Reach 210mm
Base Diameter 50mm
Tap cut-out Diameter 35mm
Suitable for Low Pressure No
Perlator Yes
Eco Cartridge Yes

Chrome
115.0600.095
£372

Matt Black
115.0621.613
£482



MARIS

1
YEAR
FINISH
GUARANTEE

5
YEARS
PARTS
GUARANTEE



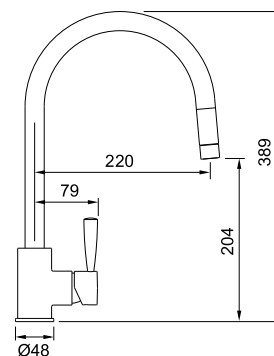
Fuji Pull-Out Nozzle
 Tap Height 389mm
 Spout Reach 220mm
 Base Diameter 48mm
 Tap cut-out Diameter 35mm
 Suitable for Low Pressure No
 Pull-Out Nozzle Yes
 Perlator Yes

Chrome
 115.0280.225
 £410

Decor Steel
 115.0280.227
 £438



Pull-Out Nozzle



MARIS

1
YEAR
FINISH
GUARANTEE

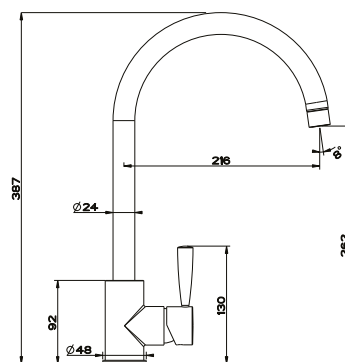
5
YEARS
PARTS
GUARANTEE



Fuji
 Tap Height 387mm
 Spout Reach 216mm
 Base Diameter 48mm
 Tap cut-out Diameter 35mm
 Suitable for Low Pressure No
 Perlator Yes

Chrome
 115.0250.326
 £384

Decor Steel
 115.0250.327
 £410



MARIS

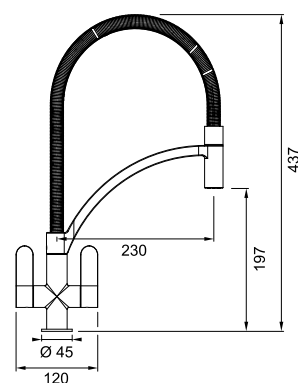
1
YEAR
FINISH
GUARANTEE

5
YEARS
PARTS
GUARANTEE



Zelus
 Tap Height Spring: 437mm Hose: 439mm
 Spout Reach 230mm
 Base Diameter 45mm
 Tap cut-out Diameter 35mm
 Suitable for Low Pressure No
 Pull-Out Nozzle Yes
 Perlator Yes

Chrome/Spring
 115.0567.593
 £406



MARIS

1
YEAR
FINISH
GUARANTEE

5
YEARS
PARTS
GUARANTEE



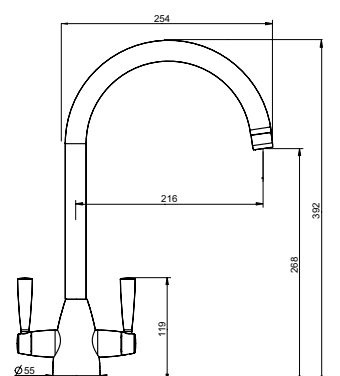
Eiger
 Tap Height 392mm
 Spout Reach 216mm
 Base Diameter 55mm
 Tap cut-out Diameter 35mm
 Suitable for Low Pressure No
 Perlator Yes

Chrome
 115.0049.989
 £313

Decor Steel
 115.0049.990
 £341

Brass
 115.0689.693
 £407

Matt Black
 115.0659.348
 £401



MARIS

1
YEAR
FINISH
GUARANTEE

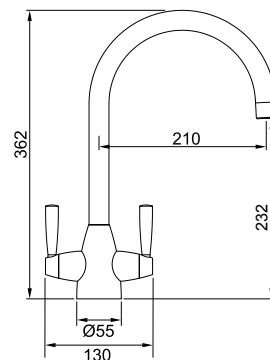
5
YEARS
PARTS
GUARANTEE



Valais

Tap Height 362mm
Spout Reach 210mm
Base Diameter 55mm
Tap cut-out Diameter 35mm
Suitable for Low Pressure No
Perlator Yes

 **Stainless Steel**
115.0364.026
£359



SMART


1
YEAR
FINISH
GUARANTEE

5
YEARS
PARTS
GUARANTEE

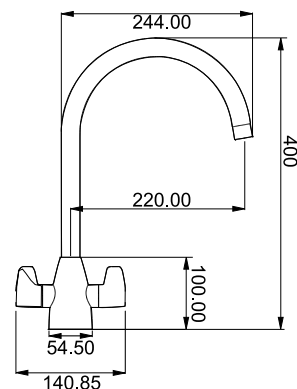


Davos J

Tap Height 398mm
Spout Reach 216mm
Base Diameter 55mm
Tap cut-out Diameter 35mm
Suitable for Low Pressure Yes
Perlator Yes

 **Chrome**
115.0050.044
£233

 **Decor Steel**
115.0049.940
£286



SMART

1
YEAR
FINISH
GUARANTEE

5
YEARS
PARTS
GUARANTEE

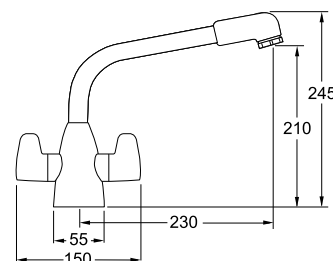


Davos

Tap Height 257mm
Spout Reach 224mm
Base Diameter 55mm
Tap cut-out Diameter 35mm
Suitable for Low Pressure Yes
Perlator Yes

 **Chrome**
115.0046.694
£233

 **Decor Steel**
115.0046.695
£286



SMART


1
YEAR
FINISH
GUARANTEE

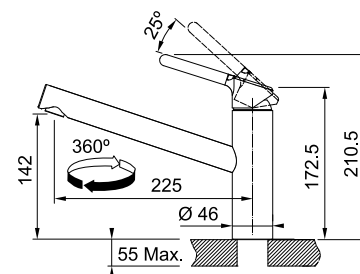
5
YEARS
PARTS
GUARANTEE



Orbit

Tap Height 210.5mm
Spout Reach 225mm
Base Diameter 46mm
Tap cut-out Diameter 35mm
Suitable for Low Pressure No
Perlator Yes

 **Chrome**
115.0623.054
£266



SMART

1
YEAR
FINISH
GUARANTEE

5
YEARS
PARTS
GUARANTEE

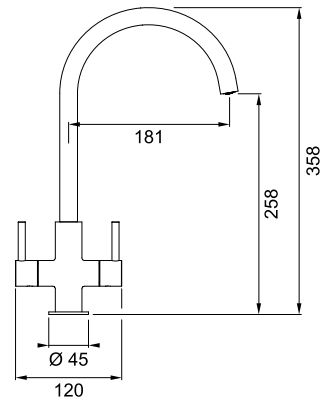


Hestia J-Spout

Tap Height 358mm
Spout Reach 181mm
Base Diameter 45mm
Tap cut-out Diameter 35mm
Suitable for Low Pressure No
Perlator Yes

Chrome
115.0567.654
£199

Decor Steel
115.0635.794
£224



SMART

1
YEAR
FINISH
GUARANTEE

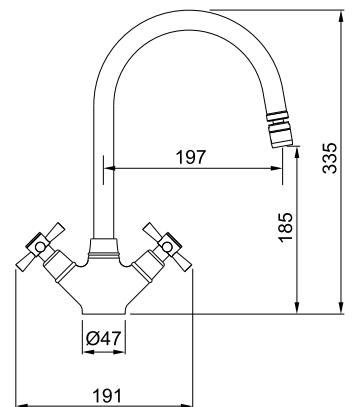
5
YEARS
PARTS
GUARANTEE



Rotaflow

Tap Height 335mm
Spout Reach 197mm
Base Diameter 47mm
Tap cut-out Diameter 35mm
Suitable for Low Pressure Yes
Perlator Yes

Chrome
115.0251.257
£187



SMART

1
YEAR
FINISH
GUARANTEE

5
YEARS
PARTS
GUARANTEE



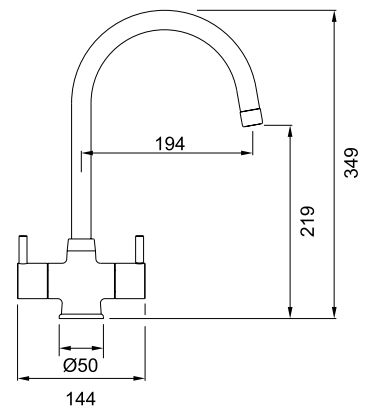
Athena

Tap Height 349mm
Spout Reach 194mm
Base Diameter 45mm
Tap cut-out Diameter 35mm
Suitable for Low Pressure Yes
Perlator Yes

Chrome
115.0311.211
£167

Matt Black
115.0659.322
£258

Decor Steel
115.0311.215
£191



SMART

1
YEAR
FINISH
GUARANTEE

5
YEARS
PARTS
GUARANTEE

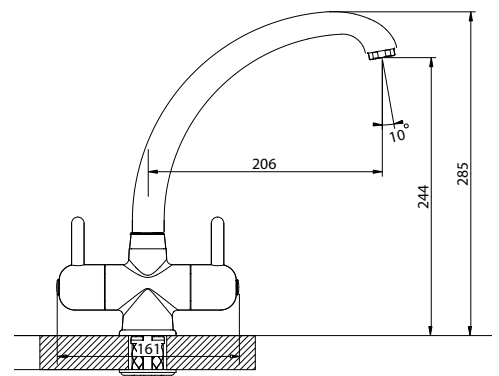


Zurich

Tap Height 285mm
Spout Reach 206mm
Base Diameter 50mm
Tap cut-out Diameter 35mm
Suitable for Low Pressure Yes
Perlator Yes

Chrome
115.0051.172
£167

Decor Steel
115.0061.579
£191



Hoods Overview

Hoods Hob Extractor

Hoods Downdraft

Hoods Wall Mounted

MYTHOS



Mythos 2gether Icon Steel
p. 155



Mythos 2gether Glass
p. 157



Mythos 2gether
p. 159



Downdraft
p. 173



Mythos
Masterpiece
p. 175



AQ Sense Monitor
p. 179



Mythos Vertical
Air Hub
p. 182



Mythos T Shape
Air Hub
p. 183



Mythos Per Pro
p. 186



Mythos Vertical Pro
K-LINK
p. 189

MARIS



Maris 2gether Steel
p. 161



Maris 2gether
Minimal Black
p. 163



Maris 2gether
p. 165



AQ Sense Vertical
p. 185



Maris Matt Pro
p. 187



Maris Vertical Pro
K-LINK
p. 191



Maris Drip Free
p. 193



Maris Modular Wall
p. 195

SMART



Smart 2gether Blacklines
p. 167



Smart 2gether
p. 169



Smart Wall
p. 196



Evo Plus
p. 197



T-Glass Nice
p. 198



T-Glass Ray
p. 199



Format 45
p. 201



Joy
p. 203

Hoods Island



Mythos T-Shelf
p. 205



T-Glass Linear Island
p. 209



Smart Suspended
p. 207

Hoods Under Cabinet



Box Premium
p. 217



Maris Drip-Free K-LINK
p. 215



Box EVO
p. 218



Integrata
p. 221

Hoods Ceiling



Mythos Ceiling
Air Hub
p. 210



Mythos Ceiling K-LINK
p. 211



AQ Sense Ceiling
p. 212



Maris Ceiling K-LINK
p. 213



Hob



Mythos 2gether Icon Steel	154
Mythos 2gether Glass	156
Mythos 2gether	158
Maris 2gether Steel	160
Maris 2gether Minimal Black	162
Maris 2gether	164
Smart 2gether Black Lines	166
Smart 2gether	168



Extractors

Hob Extractors

Some things belong together



Meet the range

2 in 1 Hob and Extractor for additional space when preparing ingredients and cooking with dedicated Auto function. Available in eight distinct models each with slightly different Hood features and looks. There is a Franke Hob Extractor for every need and taste at home.



Mythos 2gether Icon Steel

We complete the Mythos family range with the latest Mythos 2gether Icon Steel model. Featuring a new vertical grill with stainless steel stripes for a premium feel and outstanding design. A+ class with 600 m³/h at boost speed.



Mythos 2gether Glass

Its sleek black glass surface exudes elegance, perfectly complemented by a matching grid for seamless beauty. A++ energy class with powerful 620 m³/h extractor and two flexible cooking zones make it a statement of both style and substance.



Mythos 2gether

Boasting a potent 690 m³/h extractor featuring a booster function of 700 m³/h and A+++ class energy efficiency. Four induction zones, including two flexible zones, offers versatile cooking, all wrapped up in an easy-to-clean design.



Maris 2gether Steel

This Hood model features a vertical stainless steel grill with Franke branded icon, and red touch control Sliders allowing fast and intuitive control for each cooking zone. A+ class with 630 m³/h at boost speed.



Maris 2gether Minimal Black

This Hood model features a black grill and serigraphed cooking areas that are hidden for complete minimalism. A+ class with 600 m³/h at boost speed.



Maris 2gether

With a robust 700 m³/h extractor, two flexible cooking zones, and nine power levels, it effortlessly combines durability with A++ energy efficiency, ensuring a lasting and efficient kitchen companion.



Smart 2gether Black Lines

This Hood model features 630 m³/h at boost speed and A+ class, adding a touch of chic to your culinary space. Choose the Smart family for a harmonious union of style and functionality.



Smart 2gether

Tailored for smaller spaces, this model doesn't compromise on performance, featuring a potent 630 m³/h extractor and A++ class energy efficiency. It's the perfect blend of small footprint and big impact in your kitchen.

Mythos

2gether Icon Steel



Note: For the installation of the Mythos 2gether Icon Steel, the following kits are optional (see details pg 292)




Hob Extractor
Ducting Kit HI
112.0711.355
£181



Hob Extractor
Recirculating Kit HI R
112.0711.985
£223



Hob Extractor
Recirculating Kit HI R
112.0711.986
£238



83



Black
FMY 8391 HI
340.0705.226
£3092

Black
FMY 8391R HI
340.0705.335
£3347

*FMY 8391R HI - Recirculating model

Hood Features FMY 8391

Installation type
Version
Rear venting
Energy class
Extraction speeds
Controls
Charcoal Filter

Hob Extractor
Ducted
Yes
A+
9+i
Capacitive Touch
N/A

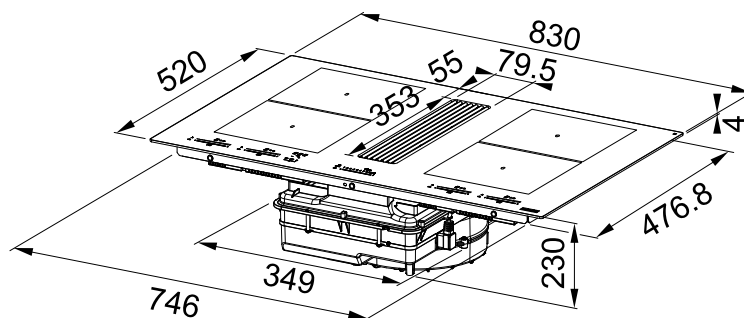


Speed	Min	Max	Intensive 1
Air capacity (m³/h)	210	450	600
Input	50	170	220
Noise level (dB)	49	67	72

Hood Features *FMY 8391R

Installation type
Version:
Rear venting
Energy class
Extraction speeds
Controls
Charcoal Filter (pg 260)

Hob Extractor
Recirculating
Yes
A+
9+i
Capacitive Touch
Included
112.0716.092



Induction Hob Features

Dimensions: **830x520mm**
Cut out: **See template**
Number of zones: **4**
Digit colour: **White**
Control: **Flex touch Sliders**
Special Functions: **Bridge (2 Flexi-zones), keep warm/defrost, melting, stop and go, power management progressive adjustment from 1 to 9 + Booster for each cooking zone**
Power: **4x 220x180 2100W, Booster : 3700W**
Timer: **End of cooking timer for each zone**
Total power: **consumption 7.4 kW**
Child safety: **Yes**
Note: **Installation slim-top/flush-mount**

Mythos

2gether Glass



Note: For the installation of the Mythos 2gether Glass, you must purchase one of the following kits (see details pg 292)



H10 Recirculating Kit
112.0539.570
£ 388

H10 Refill Ceramic Filter
112.0548.448 **£229**



H6 Recirculating Kit
112.0539.568
£ 375

H6 Refill Ceramic Filter
112.0548.447 **£178**



Back Recirculating Kit
112.0679.887
£ 244

Refill Back outlet
112.0684.123 **£42**



H60 Ducting Kit
112.0632.523
£ 220



H90 Ducting Kit
112.0539.569
£ 275



83



Black
FMY 839 HE
340.0679.889
£2950

Hood Features FMY 839 HE

Installation type
Version

Rear venting

Energy class

Extraction speeds

Controls

Charcoal Filter (pg 260)

Hob Extractor
Recirculating and
ducted extraction
Only with recirculating kit
112.0679.887

A+

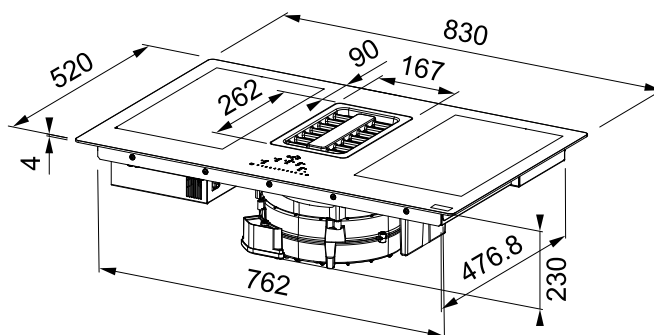
8 + 2 intensive levels

Capacitive Touch

Not Included

112.0548.447, 112.0548.44

112.0684.123



Speed	Min	Max	Intensive 1	Intensive 2
Air capacity (m³/h)	230	470	620	510
Input	30	130	220	170
Noise level (dB)	51	67	73	69

Temperature Management

} Melting	42°C
}} Keep Warm	74°C
}}} Slow Cooking	92°C

Induction Hob Features

Dimensions: **830x520mm**

Cut out: **832x522mm**

Number of zones: **4**

Digit colour: **White**

Control: **Flex touch sliders**

Special Functions: **Bridge (2 Flexi-zones), keep warm, melting stop and go, power management, progressive adjustment from 1 to 9 + Booster for each cooking zone**

Power: **4x 220x180 2100W, Booster : 3700W**

Timer: **End of cooking timer for each zone**

Total power: **consumption 7.4 kW**

Child safety

Note: **Installation slim-top/flush-mount**

Mythos 2gether



Note: For the installation of the Mythos 2gether, you must purchase one of the following kits (see details pg 292)



H10 Recirculating Kit
112.0539.570
£ 388

H10 Refill Ceramic Filter
112.0548.448 **£229**



H6 Recirculating Kit
112.0539.568
£ 375

H6 Refill Ceramic Filter
112.0548.447 **£178**



Back Recirculating Kit
112.0679.887
£ 244

Refill Back outlet
112.0684.123 **£42**



H60 Ducting Kit
112.0632.523
£ 220



H90 Ducting Kit
112.0539.569
£ 275



Black
 FMY 839 HI 2.0
 340.0597.249
 £2719



Hood Features FMY 839 HI 2.0

Installation type
 Version

Rear venting

Energy class

Extraction speeds

Controls

Charcoal Filter (pg 260)

Hob Extractor
Recirculating and
ducted extraction
Only with recirculating kit

112.0679.887

A+++

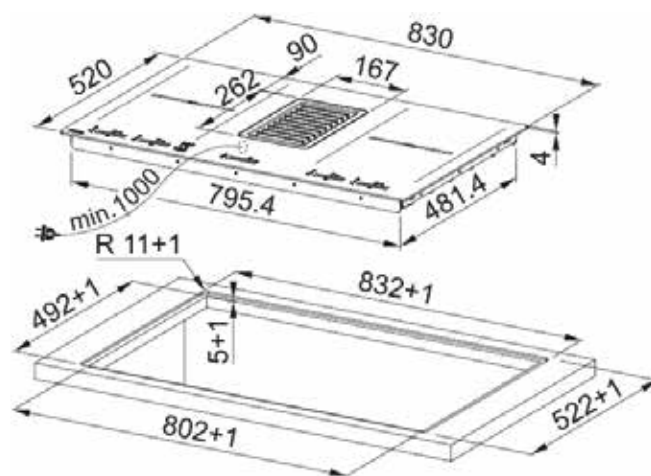
8 + 2 intensive levels

Capacitive Touch

Not Included

112.0548.447, 112.0548.448 or

112.0684.123



Speed	Min	Max	Intensive 1	Intensive 2
Air capacity (m³/h)	245	505	700	550
Input	35	125	220	140
Noise level (dB)	51	65	72	66

Temperature Management

⎵ Melting	42°C
⎶ Keep Warm	74°C
⎷ Slow Cooking	92°C

Induction Hob Features

Dimensions: **830x520mm**

Cut out: **832x522mm**

Number of zones: **4**

Digit colour: **White**

Control: **Flex touch sliders**

Special Functions: **Thawing, Keeping Warm, Melting, Stop & Go, Power Management, Flexi Zone, progressive adjustment from 1 to 9 + Booster for each cooking zone**

Power: **4x 220x180 2100W, Booster : 3700W**

Timer: **End of cooking timer for each zone**

Total power: **consumption 7.4 kW**

Child safety

Note: **Installation slim-top/flush-mount**

Maris 2gether Steel



Note: For the installation of the Maris 2gether Steel, the following kits are optional (see details pg 292)



Hob Extractor
Ducting Kit HI
112.0711.355
£181



Hob Extractor
Recirculating Kit HI R
112.0711.985
£223



Hob Extractor
Recirculating Kit HI R
112.0711.986
£238



83



Black
FMA 8391 HI
340.0705.227
£2911

Black
FMA 8391R HI
340.0705.336
£3092

*FMA 8391R HI - Recirculating model

Hood Features

FMA 8391 HI

Installation type
Version
Rear venting
Energy class
Extraction speeds
Controls

Hob Extractor

Ducted

Yes

A+

9+i

Capacitive Touch with Sliders



Hood Features

*FMA 8391R HI

Installation type
Version
Rear venting
Energy class
Extraction speeds
Controls
Charcoal Filter (pg 260)

Hob Extractor

Recirculating

Yes

A+

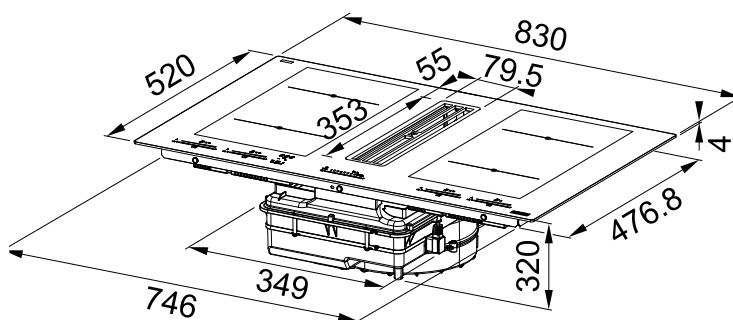
9+i

Capacitive Touch with Sliders

Included 112.0716.092



Speed	Min	Max	Intensive 1
Air capacity (m³/h)	230	500	630
Input	40	170	220
Noise level (dB)	49	68	73



Induction Hob Features

Dimensions: **830x520mm**

Cut out: **See template**

Number of zones: **4**

Digit colour: **Red**

Control: **Flex touch sliders**

Special Functions: **Bridge (2 Flexi-zone), melting, defrost, stop and go, power management**

Power: **4x 220x180 2100W, Booster : 3700W**

Timer: **End of cooking timer for each zone**

Total power: **consumption 7.62 kW**

Child safety: **Yes**

Note: **Installation slim-top/flush-mount**

Maris 2gether Minimal Black



Note: For the installation of the Maris 2gether Minimal Black, one of the following kits are optional (see details pg 292)



Hob Extractor
Ducting Kit HI
112.0711.355
£181



Hob Extractor
Recirculating Kit HI R
112.0711.985
£223



Hob Extractor
Recirculating Kit HI R
112.0711.986
£238



83



Black
FMA 8381 HI
340.0705.228
£2668

Black
*FMA 8381R HI
340.0705.337
£2868

*FMA 8381R HI - Recirculating model

Hood Features FMA 8381 HI

Installation type
Version
Rear venting
Energy class
Extraction speeds
Controls

**Hob Extractor
Ducted
Yes
A+
9+i
Slim smart KII touch
Slider**



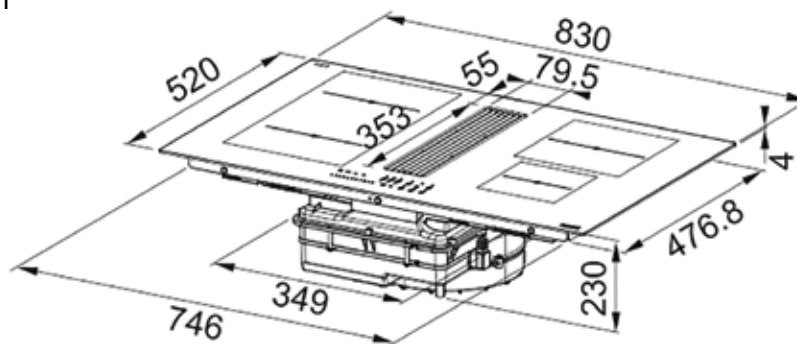
Hood Features *FMA 8381R HI

Installation type
Version
Rear venting
Energy class
Extraction speeds
Controls
Charcoal Filter (pg 260)

**Hob Extractor
Recirculating
Yes
A+
9+i
Slim smart KII touch Slider
Included 112.0716.092**



Speed	Min	Max	Intensive 1
Air capacity (m³/h)	210	450	600
Input	50	170	220
Noise level (dB)	49	67	72



Induction Hob Features

Dimensions: **830x520mm**
Cut out: **See template**
Number of zones: **4**
Digit colour: **Red**
Control: **1 touch slider for all zones**
Special Functions: **Bridge (1 flexi-zone), stop and go, power management**
Progressive adjustment from 1 to 9 + Booster
Power: **Cooking Area 1 + 2: 2100 W, Power Boost 3000 W**
Cooking Area 3: 2300 W, Power Boost 3000 W
Cooking Area 4: 1400 W, Power Boost 1850 W
Timer: **End of cooking timer for each zone**
Total power: **consumption 7.4 kW**
Child safety: **Yes**
Note: **Installation slim-top/flush-mount**

Maris 2gether



Note: For the installation of the Maris 2gether, you must purchase one of the following kits (see details pg 293)



H10 Recirculating Kit
112.0539.570
£ 388
H10 Refill Ceramic Filter
112.0548.448 **£229**



H6 Recirculating Kit
112.0539.568
£ 375
H6 Refill Ceramic Filter
112.0548.447 **£178**



Back Recirculating Kit
112.0679.887
£ 244
Refill Back outlet
112.0684.123 **£42**



H60 Ducting Kit
112.0632.523
£ 220



H90 Ducting Kit
112.0539.569
£ 275



83



Black
FMA 839 HI
340.0595.364
£2258

Hood Features

FMA 839 HI

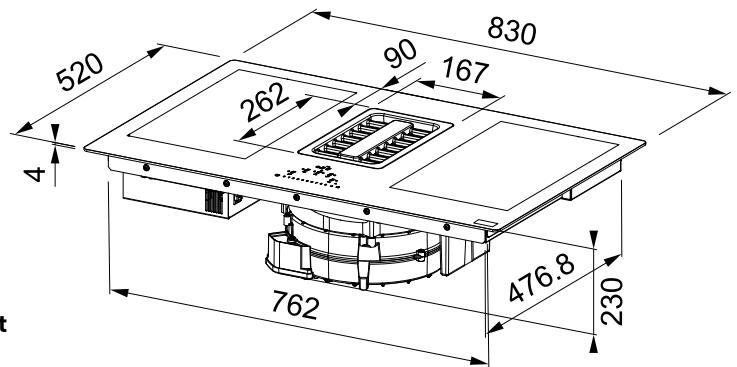
Installation type
Version

Rear venting

Energy class
Extraction speeds
Controls
Charcoal Filter (pg 260)

Hob Extractor
Recirculating and
ducted extraction
Only with recirculating kit
112.0679.887

A++
8 + 2 intensive levels
Smart touch slider
Not Included



Speed	Min	Max	Intensive 1	Intensive 2
Air capacity (m³/h)	245	505	700	550
Input	35	125	220	140
Noise level (dB)	51	65	72	66

Induction Hob Features

Dimensions: **830x520mm**

Cut out: **See template**

Number of zones: **4**

Digit colour: **Red**

Control: **Smart touch slider**

Special Functions: **Defrost/keep warm, stop & go, power management, bridge (2 flexi-zones), pause function, progressive adjustment from 1 to 9 + Booster for each cooking zone**

Power: **4x 220x180 2100W, Booster : 3700W**

Timer: **End of cooking timer for each zone**

Total power: **consumption 7.4 kW**

Child safety

Note: **Installation slim-top/flush-mount**

Smart 2gether Black Lines



Note: For the installation of the Smart 2gether Blacklines, the following kits are optional (see details pg 293)



Hob Extractor
Ducting Kit HI
112.0711.355
£181



Hob Extractor
Recirculating Kit HI R
112.0711.985
£223



Hob Extractor
Recirculating Kit HI R
112.0711.986
£238



Black
FSM 7081 HI
340.0705.229
£2183

Black
*FSM 7081R HI
340.0705.338
£2365

*FSM 7081R HI - Recirculating model

Hood Features FSM 7081 HI

Installation type
Version
Rear venting
Energy class
Extraction speeds
Controls
Charcoal Filter (pg 260)

Hob Extractor
Ducted
Yes
A+
9+i
Slim smart KII touch Slider
No



Speed	Min	Max	Intensive 1
Air capacity (m³/h)	230	500	630
Input	40	170	220
Noise level (dB)	49	68	73

Hood Features *FSM 7081R HI

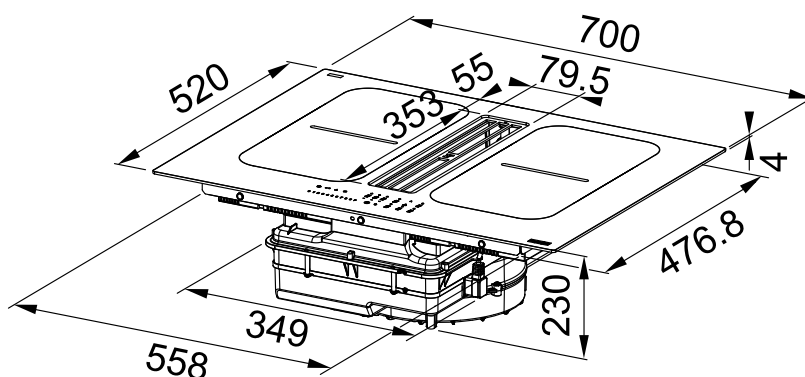
Installation type
Version
Rear venting
Energy class
Extraction speeds
Controls
Charcoal Filter (pg 260)

Hob Extractor
Recirculating
Yes
A+
9+i
Slim smart KII touch Slider
Yes



Induction Hob Features

Dimensions: **700x520mm**
Cut out: **See template**
Number of zones: **4**
Digit colour: **Red**
Control: **Smart touch slider**
Special Functions: **Bridge (2 flexi-zones), melting, stop and go, power management**
Progressive adjustment from 1 to 9 + Booster for each cooking zone
Power: **4x 220x180 2100W, Booster : 3700W**
Timer: **End of cooking timer for each zone**
Total power: **Consumption 7.4 kW**
Child safety: **Yes**
Note: **Installation slim-top/flush-mount**



Smart 2gether



Note: For the installation of the Smart 2gether, it is necessary to purchase one of the following kits (see details pg 293)



Recirculating Kit
H100: 112.0678.323
£388

H10 Refill Ceramic Filter
112.0548.448 **£229**



Recirculating Kit
H60: 112.0678.324
£325

H6 Refill Ceramic Filter
112.0548.447 **£178**



Back Recirculating Kit
112.0679.887
£ 244

Refill Back outlet
112.0684.123 **£42**



H90 Ducting Kit
112.0539.569
£ 275



H60 Ducting Kit
112.0632.523
£ 220



Black
FSM 709 HI
340.0678.203
£1650

Hood Features

Installation type
Version

Rear venting

Energy class

Extraction speeds

Controls

Charcoal Filter (pg 260)

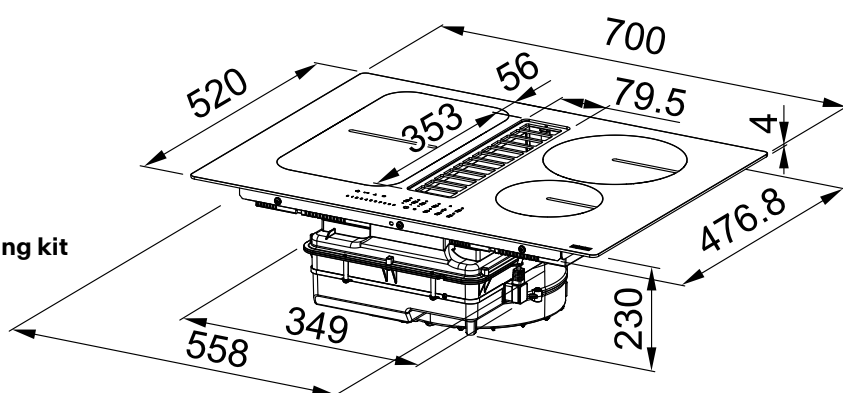
Hob Extractor
Recirculating and
ducted extraction
Only with recirculating kit
112.0679.887

A++

9 + intensive level

Capacitive Touch

Not Included



Speed	Min	Max	Intensive 1	Intensive 2
Air capacity (m³/h)	230	350	500	630
Input	40	75	125	220
Noise level (dB)	49	57	65	71

Induction Hob Features

Dimensions: **700x520mm**

Cut out: **See template**

Number of zones: **4**

Digit colour: **Red**

Control: **Touch buttons and one slider**

Special Functions: **4 induction zones, 9 levels + booster function, stop & go, power management, bridge, flexi zone.**

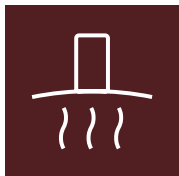
Power: **4x 220x180 2100W, Booster : 3700W**

Timer: **End of cooking timer for each zone**

Total power: **consumption 7.4 kW**

Child safety

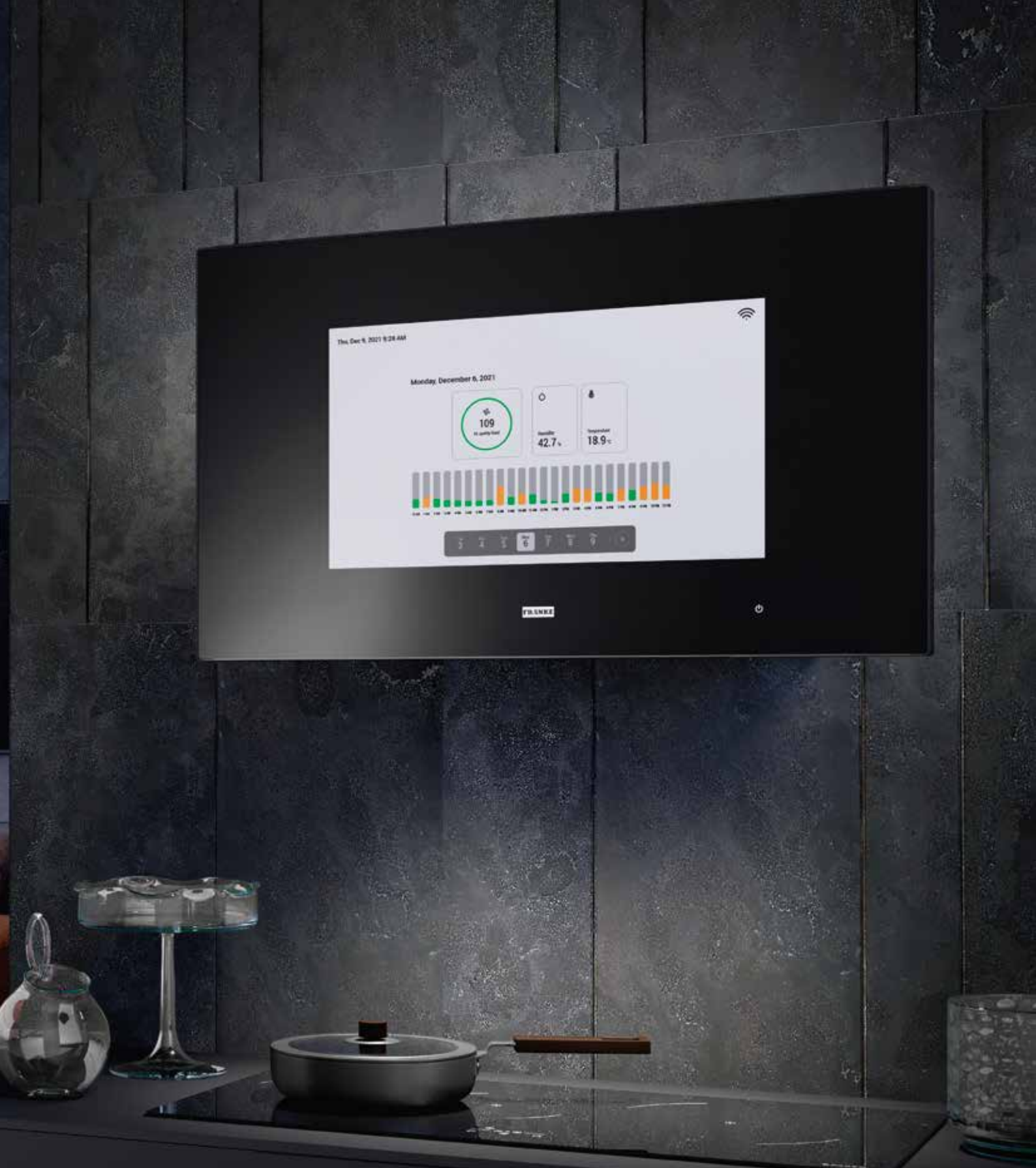
Note: **Installation slim-top/flush-mount**



172	Downdraft
174	Mythos Masterpiece
176	AQ Sense Vertical Monitor
182	Mythos Vertical Air Hub
183	Mythos T Shape Air Hub
185	AQ Sense Vertical
186	Mythos Per Pro
187	Maris Matt Pro
189	Mythos Vertical Pro (K-Link)
191	Maris Vertical Pro (K-Link)
192	Maris Drip Free
194	Maris Modular Wall
196	Smart Wall
197	Evo Plus
198	T-Glass Nice
199	T-Glass Ray
200	Format 45
202	Joy
204	Mythos T-Shelf
206	Smart Suspended
208	T-Glass Linear Island
210	Mythos Ceiling Air Hub
211	Mythos Ceiling (K-Link)
212	AQ Sense Ceiling
213	Maris Ceiling (K-Link)
214	Maris Drip-Free (K-Link)
216	Box Premium (K-Link)
218	Box EVO
220	Integrata



Hoods



Downdraft



The motorised Downdraft hood allows for an unobtrusive, subtle kitchen style. The motor is situated in the cabinet underneath the hob which can be vented externally, or in recirculating mode. The motor can be installed at the front or rear according to the position of the kitchen unit. Compatible with gas, electric and induction hobs.



Black Glass
FDW 908 IB XS
110.0365.588
£1625



88

00:00

4±



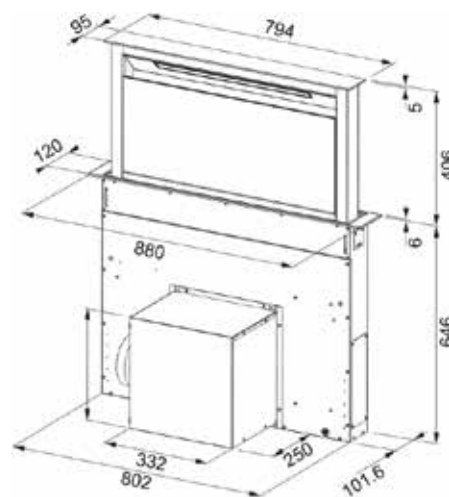
Hood Features

Installation type
Version
Rear venting
Energy class
Extraction speeds
Controls
Remote control
Charcoal Filter (pg 260)
Lighting

Downdraft
Recirculating and ducted extraction
N/A
A
4 + Boost
Capacitive Touch
Can be purchased separately
Not Included 112.0262.703
LED Bar



Speed	1	2	3	4	BOOST
Air capacity (m³/h)	200	280	350	440	720
Press. Max (PA)	100	390	490	550	560
Power (Watt)	45	100	135	170	250
Noise level (dB)	43	49	53	57	68



REMOTE CONTROL
OPTIONAL



Mythos Masterpiece Hood

The art of extraction



Elevate your kitchen ambiance with the Franke Mythos Masterpiece collection, now featuring a new exceptional wall mounted hood. Crafted to captivate with contemporary design and profiles available in three striking finishes: Anthracite, Gold, and Copper.

Wall Design

The Wall Hood is a minimalist’s dream, seamlessly blending into modern kitchens with its streamlined design. The innovative handle-free filter, designed for extremely easy handling, perfectly matches the colour and material of the entire hood. Beyond the hood’s striking looks, it offers exceptional practicality. Thanks to its flexible installation options, it supports both duction and filtering setups and can be paired with a matching chimney for an even more seamless, cohesive look.

Innovative Lighting

The Wall Hood includes a LED stripe, giving you freedom to choose between task lighting for cooking and soft ambient light for a cozy atmosphere.

Sophisticated Connectivity

Featuring K-Link connectivity, this hood effortlessly synchronize with your Masterpiece hob, delivering perfect ventilation control for an unparalleled cooking experience. Each hood boasts a unique design and offers decorative profiles in three striking finishes: Anthracite, Gold, and Copper.



- Anthracite
FKAS A80 BK
335.0729.963
£1715
- Copper
FKAS A80 BK
335.0729.961
£1715
- Gold
FKAS A80 BK
335.0729.962
£1715



Chimney Kit available separately
112.0729.975 £125

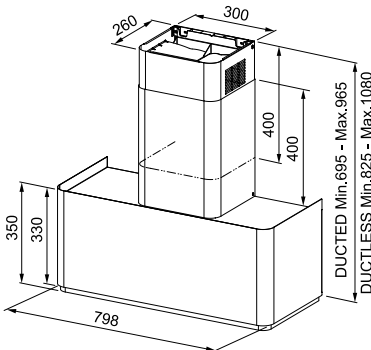
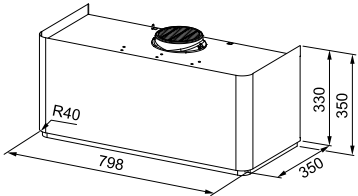
Hood Features

- Installation type
- Version
- Rear venting
- Energy class
- Extraction speeds
- Controls
- Remote control
- Charcoal Filter (pg 260)
- Lighting

- Wall
- Recirculating and ducted extraction
- Yes
- A
- 3+i
- K-LINK, Touch
- Yes-optional
- Included
- LED bar with dimmer and turnable functions



Speed	Min	Max	Intensive
Air capacity (m³/h)	250	600	750
Input	150	210	250
Noise level (dB)	44	61	67



K-LINK

REMOTE CONTROL
OPTIONAL



AQ Sense Range

The hood every home deserves.



Keep clean the air you breathe

The entire range of our AQ SENSE hoods feature an air quality sensor to constantly monitor VOCs (volatile organic compounds), air temperature and humidity and are designed to activate automatically when unsafe levels are detected. Furthermore, through the Franke@home app, you can receive real-time and constant information on the quality of the air in your kitchen. The same app also allows you to control the hood's functions via any mobile phone or tablet: turn on and off, adjust the suction speed or adapt the light settings to create a perfect environment.



Air quality sensor

Constantly monitors VOCs (volatile organic compounds), air temperature and humidity



A hood with a view*

Enjoy a 21.5" display and browse the web.



Auto function

Save energy: the suction speed will automatically start at the right level for what you are cooking and it will work until the air quality reaches a satisfactory level.



Multiple timer*

Keep track of time! And manage more than one timer at a time.



Voice control** compatible

Control your hood with just your voice! Perfect for when your hands are busy preparing and cooking your favourite dishes.



Your photos*

Enjoy your family moments on the wide screen and personalise your hood's background.



Touch Display*

In addition to keeping you constantly informed on air quality, it also allows you to easily control the hood, having its numerous Hood Features at your



Built-in browser*

Browse the web to find the best recipes, listen to your favourite music, check on the weather or the news and get access to a world of online content



Dimmable light*

Adjust the intensity of the light and temperature to create the perfect ambience.



Camera*

Link your Wi-Fi camera and keep everything under control.

Available models:

AQ Sense Monitor - see page 177

AQ Sense Vertical - see page 185

AQ Sense Ceiling - see page 212

* Exclusive feature to AQ Sense Monitor FKAS A80 BK

**Voice control devices not included

AQ Sense Monitor




The AQ Sense Wall Hood will constantly monitor the air quality within your kitchen and adjust the ventilation to suit. It will measure temperature, humidity and the presence of VOC's (volatile organic compounds which are harmful to health) and adjust accordingly. The AQ Sense Wall Hood also boasts WIFI connectivity and 21" colour touch screen to enable you to watch your favourite videos and recipes via a web browser while you are cooking.

This hood is also app-enabled allowing you to control the settings via your mobile phone, or alternatively use Amazon Alexa!



Black
FKAS A80 BK
330.0657.269
£3870



80



3±



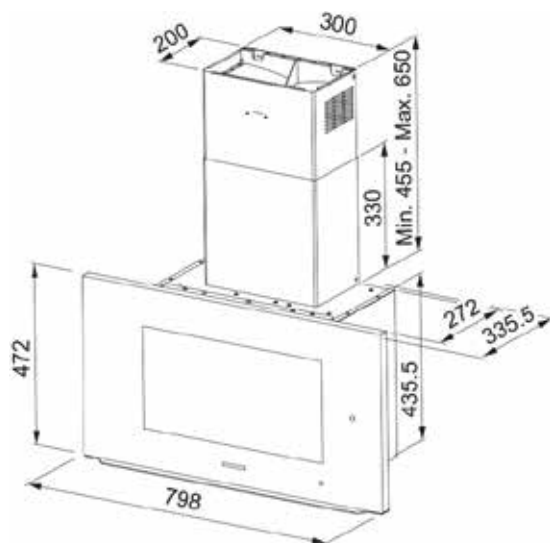
Hood Features

Installation type
Version
Rear venting
Energy class
Extraction speeds
Controls
Remote control
Charcoal Filter (pg 260)
Lighting

Wall
Recirculating and ducted extraction
Yes
A
3+i
Touch, Vocal Control, Mobile App
Yes-optional
Not Included 112.0016.755
2 x LED



Speed	Min	Max	Intensive
Air capacity (m³/h)	280	580	740
Input	160	240	250
Noise level (dB)	48	62	67



REMOTE CONTROL
OPTIONAL



Please see page 177 for
more information about
AQ technology and Alexa

Mythos

Air Hub

The purest air in the universe



An extractor hood and air disinfection system all in one. When you think of clean air in your kitchen you usually think of cooking odours, which our Air Hub range removes quickly and effectively, but you rarely think of other polluting elements. Thanks to two separated air streams and two dedicated UV-C lights, the Air Hub hoods remove 99.99% of viruses and bacteria from your kitchen, leaving the air nice to smell and safe to breathe.

With our Air Hubs, clean air is served.



Energy efficient and powerful

Thanks to their energy efficiency, our hoods have an eye for the environment, but they do not give up on efficiency, thanks their powerful blowers.

No ozone production

As confirmed by the University of Siena's laboratories*, our Air Hub removes up to 99.99% of viruses and bacteria thanks to UV-C lighting, with no ozone production and in total safety.



Air purification function

① MANUAL

Start the purifying of the air. You can switch off manually, or it will automatically switch off after 24 hours

» INTENSIVE

Maximum speed of purifying in the shortest possible time. Switches off automatically.

☾ NIGHT

Long cycle for complete purification with the minimum level of noise. Automatically switches on each night.



Mythos Air Hub Vertical
See page 182



Mythos Air Hub T-shape
See page 183



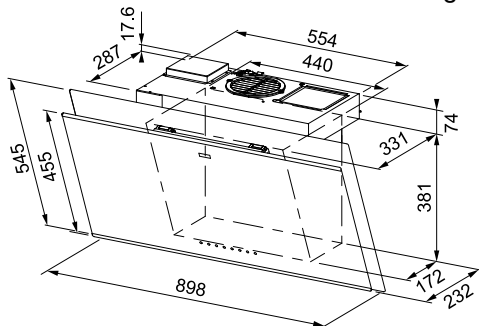
Mythos Air Hub Ceiling
See page 210

*Laboratory tests carried out on E.coli and Staphylococcus aureus by the University of Siena.

Mythos Vertical Air Hub



Black
FVMY AH BK F90 UK
330.0685.564
£1200



Hood Features

Installation type
Version

Rear venting
Energy class
Extraction speeds
Controls
Remote control
Charcoal Filter
Lighting

Wall
Recirculating and
ducted extraction
No
A+
3+i
Capacitive Touch
No
112.0016.756
2 x LED + UVC



Speed	Min	Max	Intensive
Air capacity (m³/h)	250	470	800
Input	160	130	270
Noise level (dB)	48	57	69



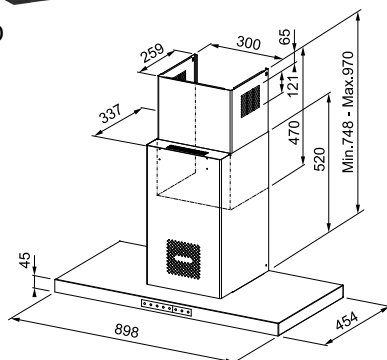
Mythos T Shape Air Hub



MYTHOS



Black
FTMY AH BK MATT F90
325.0679.323
£1075



Hood Features

Installation type
Version

Rear venting
Energy class
Extraction speeds
Controls
Remote control
Charcoal Filter (pg 260)

Lighting

Wall
Recirculating and
ducted extraction
No
A
3+i
Capacitive Touch
No
Included
112.0016.756
2 LED + UVC



Speed	Min	Max	Intensive
Air capacity (m ³ /h)	280	580	740
Input	150	240	250
Noise level (dB)	56	68	72



3+



AQ Sense Vertical



The AQ Sense Vertical Wall Hood will ensure your kitchen is clean and safe. By monitoring humidity, and levels of VOC's (volatile organic compounds) this hood will auto-activate when acceptable levels are exceeded.

Operating the hood could not be simpler and can be controlled by your mobile phone app.

MARIS

80



Black Glass
FVAS A80BK/2
330.0657.270
£1290



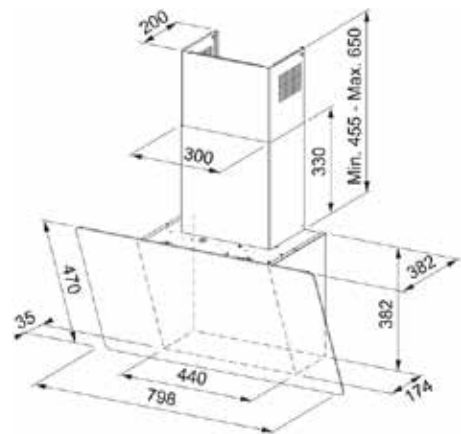
Hood Features

Installation type
Version
Rear venting
Energy class
Extraction speeds
Controls
Remote control
Charcoal Filter (pg 260)
Lighting

Wall
Recirculating and ducted extraction
No
A+
3+i
Touch, Vocal Control, Mobile App
Yes-optional
Not Included 112.0016.755
2 x LED



Speed	Min	Max	Intensive
Air capacity (m³/h)	300	620	770
Input	150	240	250
Noise level (dB)	48	63	68



REMOTE CONTROL
OPTIONAL



Please see page 177 for
more information about
AQ technology and Alexa

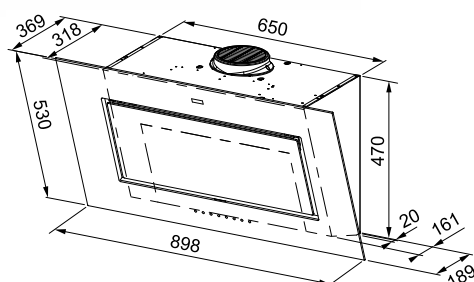
Mythos Per Pro



MYTHOS



Black
FMY PER PRO BK F90
330.0682.354
£1200



Hood Features

Installation type
Version

Rear venting
Energy class
Extraction speeds
Controls
Remote control
Charcoal Filter (pg 260)

Lighting

Wall
Recirculating and
ducted extraction

Yes
A++
3+2i
Capacitive Touch
No
Not Included
1 x Dimmable LED Bar

90

24h

3±

1

1



Speed	Min	Max	Intensive 2	Intensive 1
Air capacity (m³/h)	230	450	740	880
Input	8	30	100	170
Noise level (dB)	41	56	67	71

Chimneys

112.0683.833

112.0683.832

See page 260

Maris Matt Pro



MARIS



Black
FMA PRO 807 BK/BK MATT
330.0682.356
£880



Black
FMA PRO 907 BK/BK MATT
330.0682.355
£940

Hood Features

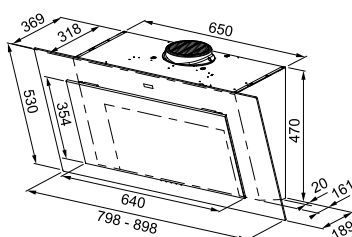
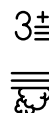
Installation type
Version

Rear venting
Energy class
Extraction speeds
Controls
Remote control
Charcoal Filter (pg 260)
Lighting

Wall
Recirculating and
ducted extraction
Yes

A+
3+i
Capacitive Touch
N/A

Included 112.0016.755
1 x Dimmable LED



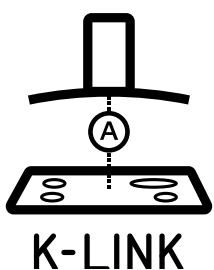
Speed	Min	Max	Intensive
Air capacity (m³/h)	270	450	790
Input	160	240	270
Noise level (dB)	46	56	68

Chimneys

112.0683.833
112.0683.832
See page 260

Mythos Vertical Pro

With K-LINK technology



A breath of fresh air

Franke K-LINK technology seamlessly connects selected Maris and Mythos hobs and hoods for efficient, hands-free kitchen experiences. It also saves energy and reduces unnecessary noise which is created through setting suction at levels that are too high. And after the hob is switched off, the hood continues operating for a short period of time to remove remaining steam and vapour effectively. Maximum convenience with technology activated through a simple gesture.

MYTHOS


90



3±

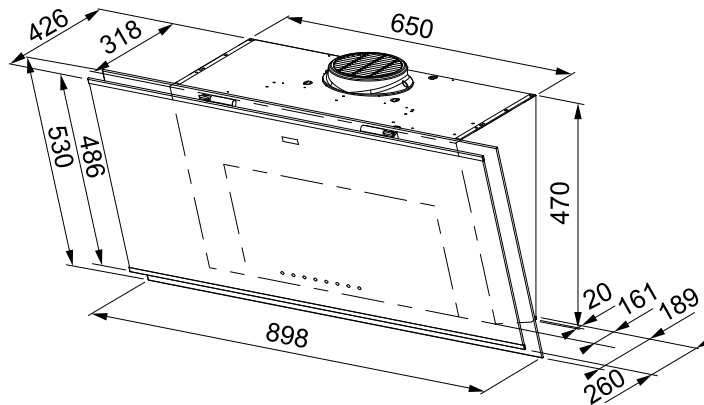


K-LINK



Black/Inox
FMY PRO 907 FM BK/IX KL
330.0705.064
£1153

Matt Black
FMY PRO 907 FM BK/BK MATT KL
330.0705.065
£1112



Hood Features

Installation type
 Version

Rear venting
 Energy class
 Extraction speeds

Controls
 Remote control
 Charcoal Filter (pg 260)
 Lighting

Wall
Recirculating and ducted
extraction
Yes
A++
3+2i
Capacitive Touch
No
Included 112.0016.755
1 x LED Bar



Speed	Min	Max	Intensive 2	Intensive 1
Air capacity (m³/h)	230	450	740	880
Input	8	30	100	170
Noise level (dB)	41	56	67	71

Chimneys

112.0683.832
 112.0683.833
 See page 260

Compliments to the chef

The hob and hood can be connected enabling hood suction power to automatically adjust according to the selected cooking level thanks to intelligent communication between the two appliances.

See pages 251 - 257
 for K-LINK compatible
 induction hobs

Maris Vertical Pro

With K-LINK technology



MARIS


80

Black
FMA PRO 807 BK KL
330.0705.069
£1010



90

Black
FMA 2.0 PRO 907 BK KL
330.0705.068
£1062



See pages 251 - 257
for K-LINK compatible
induction hobs

Hood Features

Installation type
Version

Rear venting
Energy class
Extraction speeds
Controls
Remote control
Charcoal Filter (pg 260)
Lighting

Wall
Recirculating and ducted
extraction
Yes
A+
3+i
Capacitive Touch
N/A
Included 112.0016.755
2 x LED



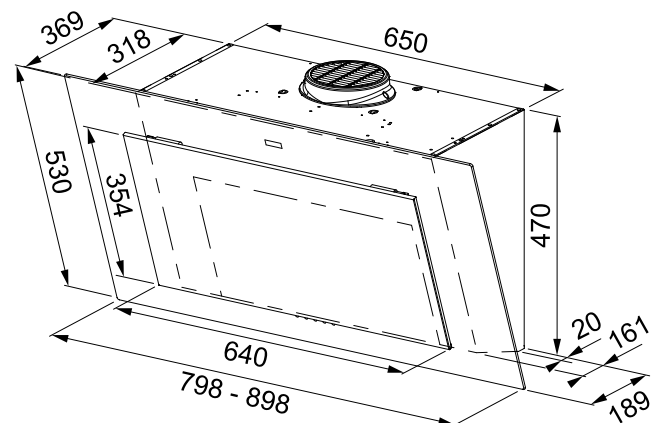
Speed	Min	Max	Intensive
Air capacity (m³/h)	270	450	790
Input	160	240	270
Noise level (dB)	46	56	68

Chimneys

112.0683.833

112.0683.832

See page 260



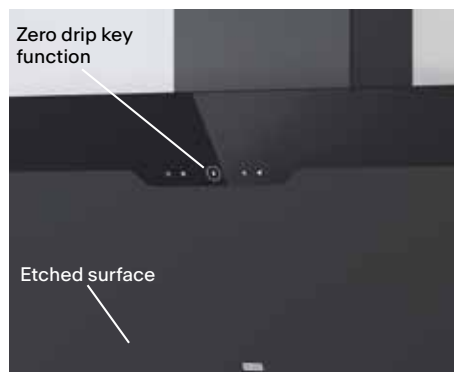
Maris

Drip Free



Exclusive design combining together matt and glossy black. The control panel is glossy while the lower section is matt to hide finger prints.

At the touch of a button the heated glass panel stops condensation while the shape of the frontal filter area prevents drips forming. A simple touch of a button takes care of condensation, ensuring nothing drips down onto the hob or into your food.



MARIS

90

3±



Black
FVAD A90 BK MATT/2
330.0657.418
£1183



Hood Features

Installation type
Version

Wall
Recirculating and
ducted extraction

Rear venting
Energy class
Extraction speeds

No
A
3+i
Capacitive Touch

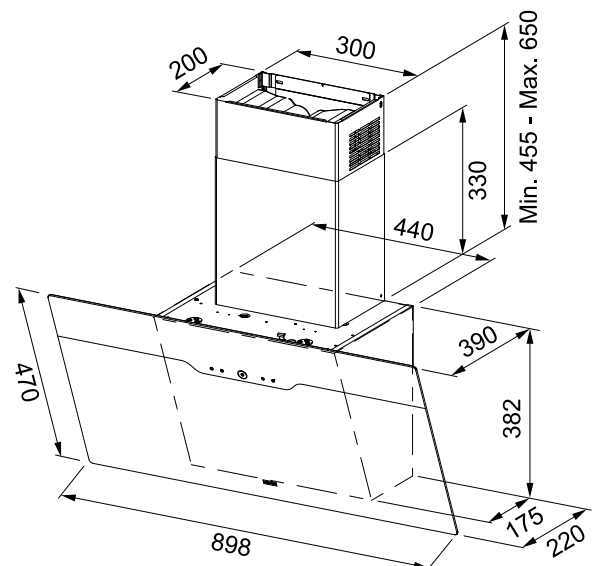
Controls
Remote control
Charcoal Filter (pg 260)
Lighting

N/A
Included 112.0016.755
2 x LED



Chimney kit is included.
Chimney kit extension kit is available 133.0272.534

Speed	Min	Max	Intensive
Air capacity (m³/h)	290	600	740
Input	150	240	250
Noise level (dB)	48	63	68



Maris

Modular Hood

Flexible design for every kitchen taste



NB: The shelf module must be fitted next to the main hood



Tailor made solution

individual 60cm modules allow you to install the central module on your wall and additional shelving modules on one or both sides, you can create a desired solution according to your space.

More storage space

Open smoke-grey glass shelves with Matt Black frames provide additional storage space and eliminate the need for cabinets.

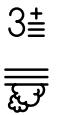
The lighting you need

The flush LED bar with touch control and dimmer function provides excellent illumination for the worktop when cooking.

MARIS



Black
FMA Modular Hood 60cm
335.0706.646
£908

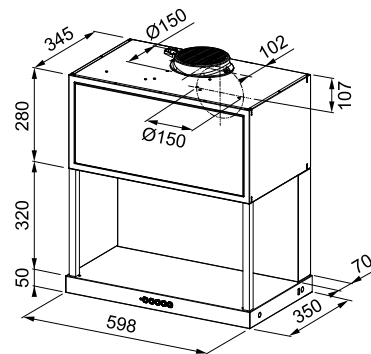


Hood Features

Installation type
Version

Rear venting
Energy class
Extraction speeds
Controls
Remote control
Charcoal Filter (pg 260)
Lighting

Wall
Recirculating and ducted
extraction
Yes
A
3+i
Flush touch button control
No
Included 112.0016.755
1 x LED Bar

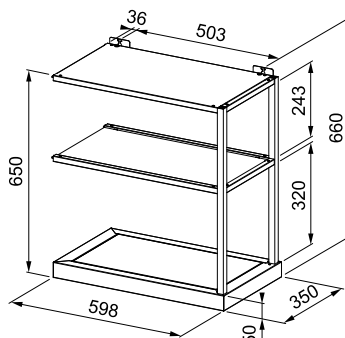


Speed	Min	Max	Intensive
Air capacity (m³/h)	290	620	720
Input	150	240	250
Noise level (dB)	48	64	68

Shelf Module

Black
112.0706.647
£480

Height - 650mm
Width - 600mm
Depth - 350mm



Smart Wall



SMART



Black
FSMS WALL F42 BK MATT
335.0689.671
£1165



White
FSMS WALL F42 WH MATT
335.0689.672
£1165

Hood Features

Installation type
Version
Rear venting
Energy class
Extraction speeds
Controls
Remote control
Charcoal Filter (pg 260)
Lighting

Wall
Recirculating

No

A

3+i

Push Button

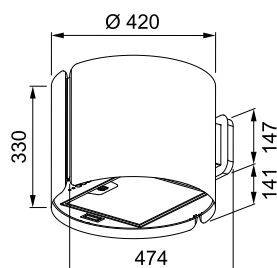
No

Included 112.0016.755

2 x LED



3±



Speed	Min	Max	Intensive
Air capacity (m³/h)	270	580	740
Input	150	240	250
Noise level (dB)	53	66	70

Evo Plus



SMART



Black
HOOD FPJ 625 V BK/SS2 FRANKE
330.0528.064
£537



White
HOOD FPJ 625 V WH/SS2 FRANKE
330.0528.065
£537

Hood Features

Installation type
Version

Rear venting
Energy class
Extraction speeds
Controls
Remote control
Charcoal Filter (pg 260)
Lighting

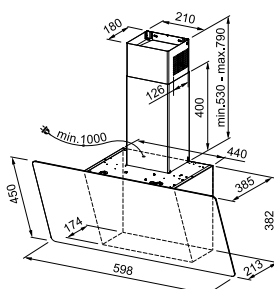
Wall
Recirculating and
ducted extraction

No
A+
3+i
Capacitive Touch
No
Included 112.0016.755
2 x LED

60

00:00

3±



Speed	Min	Max	Intensive
Air capacity (m ³ /h)	280	470	800
Input	160	230	270
Noise level (dB)	48	57	69

Chimney kit is included.

T-Glass Nice



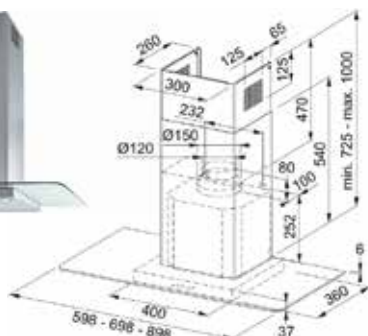
SMART



Stainless Steel
FGL 625 XS NP/2
325.0590.997
£327



Stainless Steel
FGL 925 XS NP/2
325.0590.996
£363



Hood Features

Installation type
Version

Rear venting
Energy class
Extraction speeds
Controls
Remote control
Charcoal Filter (pg 260)
Lighting

**T-Shape Wall
Recirculating and
ducted extraction**

No

B

3+i

Push Button

No

**Not Included 112.0016.756
2 x LED**

3±



Speed	Min	Max	Intensive
Air capacity (m³/h)	300	600	700
Input	130	210	250
Noise level (dB)	52	67	70

Chimney kit is included.

T-Glass Ray



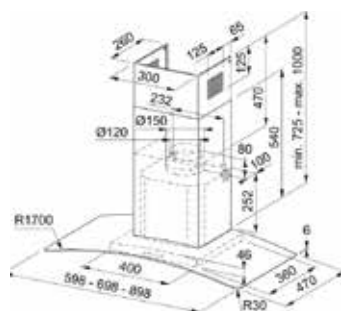
SMART



Stainless Steel
FGC 625 XS NP/2
325.0591.034
£327



Stainless Steel
FGC 925 XS NP/2
325.0591.036
£363



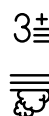
Hood Features

Installation type
Version

Rear venting
Energy class
Extraction speeds
Controls
Remote control
Charcoal Filter (pg 260)
Lighting

T-Shape Wall
Recirculating and
ducted extraction

No
B
3+i
Push Button
No
Not Included 112.0016.756
2 x LED



Speed	Min	Max	Intensive
Air capacity (m³/h)	300	600	700
Input	130	210	250
Noise level (dB)	52	67	70

Chimney kit is included.
Chimney kit extension kit is available 112.0017.983 £156

Format 45



SMART



Stainless Steel
FDF EV8 60 XS/2
325.0599.575
£343



Stainless Steel
FDF EV8 90 XS
325.0599.549
£363



Chimney kit extension kit is available 112.0017.983 £156



Stainless Steel
FDF EV8 70 XS/2
325.0599.576
£349



Black
FDF EV8 90 BK
325.0599.574
£395



Hood Features

Installation type
Version

Rear venting
Energy class
Extraction speeds
Controls
Remote control
Charcoal Filter (pg 260)
Lighting

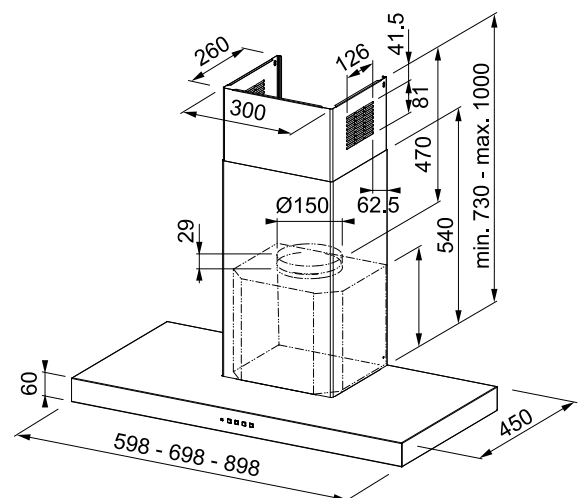
T-Shape Wall
Recirculating and
ducted extraction

No
B
3+i
Push Button
No
Not Included 112.0016.756
2 x LED



Speed	Min	Max	Intensive
Air capacity (m³/h)	290	610	710
Input	130	210	250
Noise level (dB)	50	66	69

Chimney kit is included.



Joy



SMART



Stainless Steel
FJO 624 XS
320.0545.169
£141



Stainless Steel
FJO 924 XS
320.0545.172
£162



Hood Features

Installation type
Version

Rear venting
Energy class
Extraction speeds
Controls
Remote control
Charcoal Filter (pg 260)
Lighting

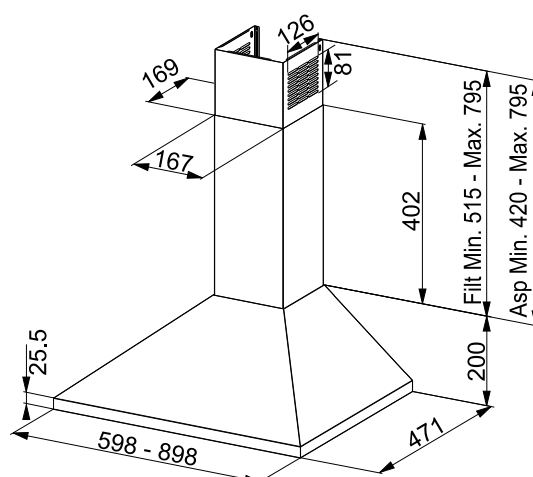
**Chimney Wall
Recirculating and
ducted extraction**

No
C
3
Square Push Buttons
No
Not Included 112.0067.942
2 x LED



Speed	1	2	3
Air capacity (m³/h)	200	270	380
Input	85	95	115
Noise level (dB)	52	58	64

Chimney kit is included.



Mythos T-Shelf

Powerful, beautiful organisation.



A perfect combination of functionality and beauty. Industrial-styled lines meet smoky glass shelves, resulting in a striking combination of strength and lightness in the look with a perfect 360° use of the hood, thanks to the symmetrical position of the user interface and lights. Two LED light bars, with the dimmer function, help create the perfect atmosphere to serve up delicious dishes.

MYTHOS



Stainless Steel /Black
FMY BK MATT F180 FRANKE
325.0678.073
£2875



Hood Features

Installation type
Version

Island
Recirculating and
ducted extraction

Rear venting
Energy class
Extraction speeds
Controls

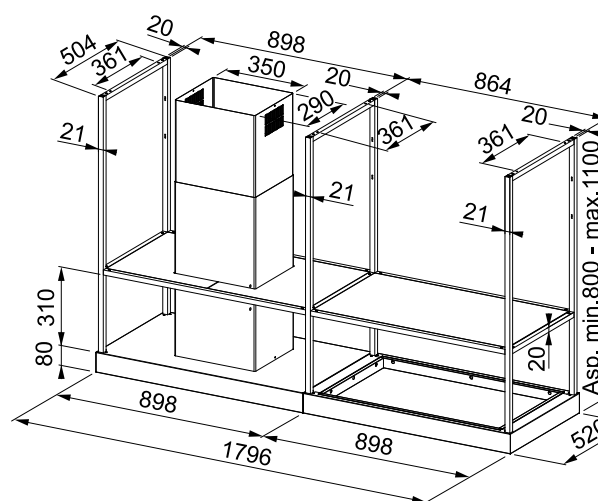
No
A
3+i
Push Button

Remote control
Charcoal Filter (pg 260)
Lighting

No
Included 112.0018.758
2 x LED Bar



Speed	Min	Max	Intensive
Air capacity (m³/h)	280	600	750
Input	150	240	250
Noise level (dB)	50	66	70



Smart Suspended



reddot winner 2022





Stainless Steel
FSMS 42 SS/BK MATT
345.0654.870
£1064



White
FSMS 42 WH MATT
345.0654.932
£1064



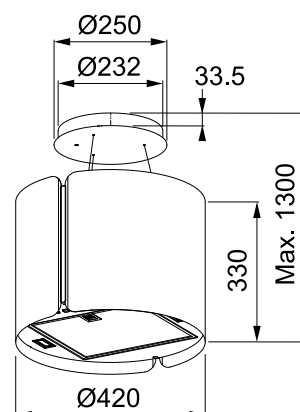
Black
FSMS 42 BK MATT
345.0654.933
£1064

Hood Features

Installation type	Island
Version	Recirculating
Rear venting	No
Energy class	A
Extraction speeds	3+i
Controls	Push Button
Remote control	No
Charcoal Filter (pg 260)	Included 112.0016.755
Lighting	2 x LED



Speed	Min	Max	Intensive
Air capacity (m³/h)	270	580	740
Input	150	240	250
Noise level (dB)	53	66	70



T-Glass Linear Island



SMART

90

3±



Stainless Steel
FGL 925 I XS NP
325.0590.061
£687



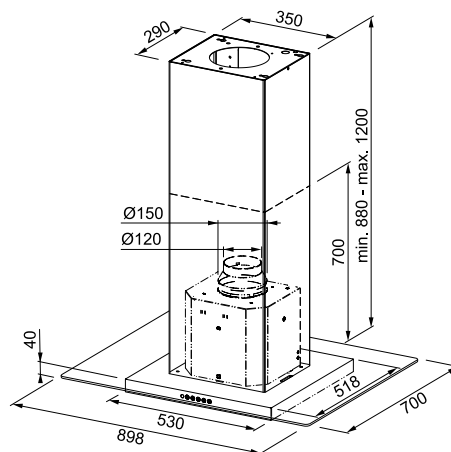
Hood Features

Installation type
Version

Rear venting
Energy class
Extraction speeds
Controls
Remote control
Charcoal Filter (pg 260)
Lighting

**T-Shape Island
Recirculating and
ducted extraction**

No
B
3+i
Push Button
No
Not Included 112.0016.756
4 x LED



Speed	Min	Max	Intensive
Air capacity (m³/h)	300	600	700
Input	130	210	250
Noise level (dB)	52	67	70

Chimney kit is included.

Mythos Ceiling Air Hub



MYTHOS



White
FCMY 120C WHG A AH
350.0679.885
£1950

Hood Features

Installation type
Version

Rear venting
Energy class
Extraction speeds
Controls

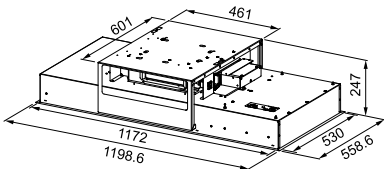
Remote control
Charcoal Filter
Lighting

Ceiling
Recirculating and ducted
extraction

No
A+
3+2i
Voice Control, Mobile APP,
Push Button
Yes-Included
Not included 112.0339.360
1 x LED Bar



120




Speed	Min	Max	Intensive 2	Intensive 1
Air capacity (m³/h)	190	400	530	700
Input	15	85	220	250
Noise level (dB)	43	60	66	72

For Air Hub technology please see page 202

Mythos Ceiling

With K-LINK technology



See pages 251 - 257
for K-LINK compatible
induction hobs

MYTHOS



Stainless Steel
FCMY 90 CXS A KL
350.0705.066
£1679



White
FCMY 90 C WHG A 2B
350.0679.883
£1715

Hood Features

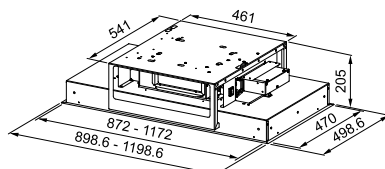
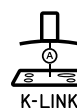
Installation type
Version

Rear venting
Energy class
Extraction speeds
Controls

Remote control
Charcoal Filter
Lighting

Ceiling
Recirculating and
ducted extraction

No
A+
3+2i
Touch, Vocal Control,
Mobile App
Push Button
Yes-Included
No
2 x LED Bar



Speed	Min	Max	Intensive 1	Intensive 2
Air capacity (m³/h)	200	400	520	720
Input	15	85	220	250
Noise level (dB)	43	59	65	72

AQ Sense

Ceiling

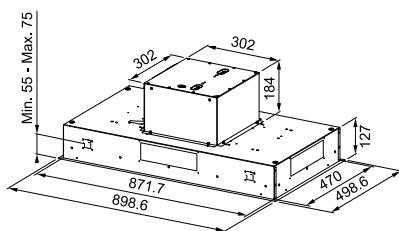


Please see page 177 for more information about AQ technology and Alexa

MARIS



Stainless Steel
FCAS A90 XS
350.0657.264
£1720



Hood Features

Installation type
Version

Rear venting
Energy class
Extraction speeds
Controls

Remote control
Charcoal Filter (pg 260)

Lighting

Ceiling
Recirculating and
ducted extraction

No
A
3+i

Voice Control,
Mobile APP,
Push Button
Yes-Included
Not Included
112.0016.755
2 x LED



Speed	Min	Max	Intensive
Air capacity (m ³ /h)	290	610	770
Input	150	240	250
Noise level (dB)	48	63	68

NB: The motor can be fitted as an external motor

90



Maris Ceiling

With K-LINK technology



See pages 251 - 257
for K-LINK compatible
induction hobs

MARIS



Stainless Steel
FCMA 90 C XS A KL
350.0705.070
£1415



White
FCMA 90 C WHG A
350.0679.879
£1520

Hood Features

Installation type
Version

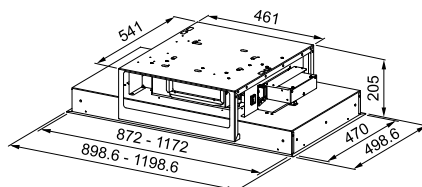
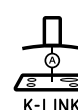
Rear venting
Energy class
Extraction speeds
Controls

Remote control
Charcoal Filter (pg 260)

Lighting

Ceiling
**Recirculating and
ducted extraction**

No
A+
3+2i
**Touch, Vocal Control,
Mobile App**
Push Button
Yes-Included
Not Included
112.0339.360
6 x LED



Speed
Air capacity (m³/h)
Input
Noise level (dB)

Min	Max	Intensive 2	Intensive 1
200	400	520	720
15	85	220	250
43	59	65	72

Maris Drip Free

No drips, no drama. With K-LINK technology

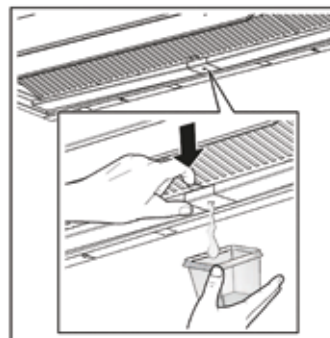


Franke is proud to present its innovative Drip Free built-in hoods which are all designed to not only remove odours efficiently but also prevent condensation and the formation of water droplets which can drip onto the cooking surface or even food.

Method to the magic

Drip Free technology combines an increased suction surface along with excellent air flow, and Hood features a special inclined filter to divert condensation drips into a collection tray which can then be easily removed and emptied. The hood's glass visor even extends outwards so edges of cabinets are protected from humidity damage.

Available in the Maris Franke product family.



MARIS



60



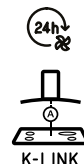
Stainless Steel/ Black Glass
FST DRIP-FREE 60 X/2 KL
305.0705.074
£926



90



Stainless Steel/ Black Glass
FST DRIP-FREE 90 X/2 KL
305.0705.073
£979



Hood Features

Installation type
Version

Rear venting
Energy class
Extraction speeds
Controls
Remote control
Charcoal Filter (pg 260)

Lighting

**Built-In
Recirculating and
ducted extraction**

No

A

3+i

Capacitive Touch

Optional

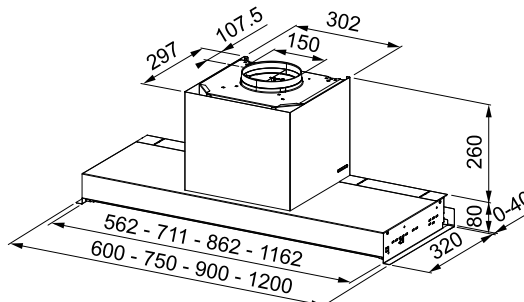
Not Included

112.0339.624

2 x LED



Speed	Min	Max	Intensive 1
Air capacity (m³/h)	280	580	710
Input	150	240	250
Noise level (dB)	49	65	69



See pages 251 - 257 for
K-LINK compatible
induction hobs

REMOTE CONTROL
OPTIONAL



Box Premium

With K-LINK technology

Minimalistic design with no visible controls and Hood
Features remote and voice control.



- Alexa compatible
- Flush mounted
- 24 hour circulation mode
- 30 minute delay mode
- Grease filter alarm
- Adjustable light intensity
- Adjustable light temperature



Stainless Steel
FBFP XS A52 KL
305.0665.368
£645



Stainless Steel
FBFP XS A70 KL
305.0665.369
£688

Hood Features

Installation type
Version

Rear venting
Energy class
Extraction speeds
Controls

Remote control
Charcoal Filter (pg 260)
Lighting

**Built-In
Recirculating and
ducted extraction**

No
B
3+i
**Voice Control, Mobile APP,
Push Buttons**
Yes
Not Included 112.0016.755
LED Bar



Hood Features

Installation type
Version

Rear venting
Energy class
Extraction speeds
Controls

Remote control
Charcoal Filter (pg 260)
Lighting

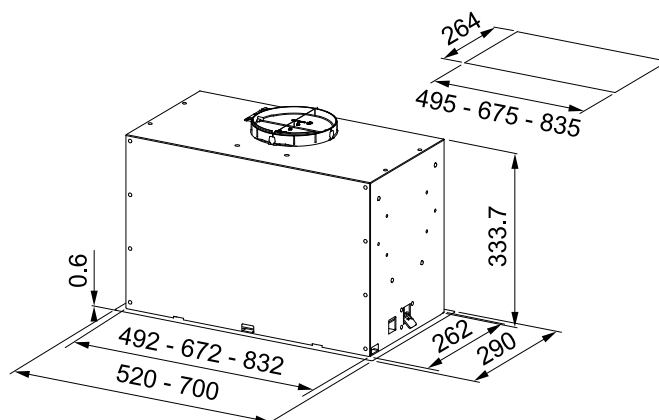
**Built-In
Recirculating and
ducted extraction**

No
A
3+i
**Voice Control, Mobile APP
Push Buttons**
Yes
Not Included 112.0016.755
2 x LED Bar



Speed	Min	Max	Intensive
Air capacity (m³/h)	260	580	670
Input	150	240	250
Noise level (dB)	54	66	69

Speed	Min	Max	Intensive
Air capacity (m³/h)	290	610	720
Input	150	240	250
Noise level (dB)	47	64	68



See pages 251 - 257
for K-LINK compatible
induction hobs

Box EVO



MARIS



52



Stainless Steel
FBFE XS A52
305.0675.745
£484



52



White
FBFE WH MATT A52
305.0670.685
£484



52



Black
FBFE BK MATT A52
305.0670.688
£484

MARIS

**Hood Features Box Flush Evo 52cm**

Installation type
Version

Rear venting
Energy class
Extraction speeds
Controls
Remote control
Charcoal Filter (pg 260)
Lighting

Built-In
Recirculating and
ducted extraction
B
3+i
Push Button
N/A
No
112.0016.755
LED Bar

**Hood Features Box Flush Evo 70cm**

Installation type
Version

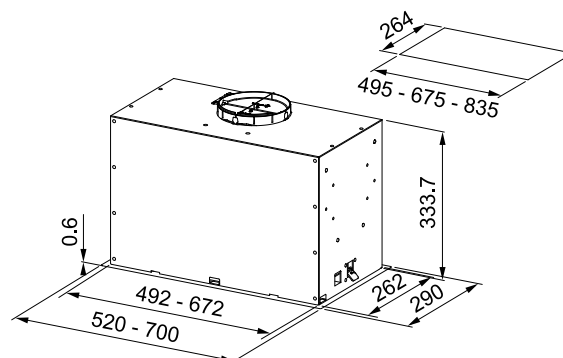
Rear venting
Energy class
Extraction speeds
Controls
Remote control
Charcoal Filter (pg 260)
Lighting

Built-In
Recirculating and
ducted extraction
B
3+i
Push Button
N/A
No
112.0016.755
LED Bar



Speed	Min	Max	Intensive
Air capacity (m³/h)	280	540	620
Input W	130	210	240
Noise level (dB)	47	64	67

Speed	Min	Max	Intensive
Air capacity (m³/h)	280	570	670
Input W	130	210	250
Noise level (dB)	47	63	66



Integrata



SMART



Aluminium/Grey
FFI 622 GR/2
310.0518.755
£321



Hood Features

Installation type
Version

Built-In
Recirculating and
ducted extraction

Rear venting
Energy class
Extraction speeds
Controls

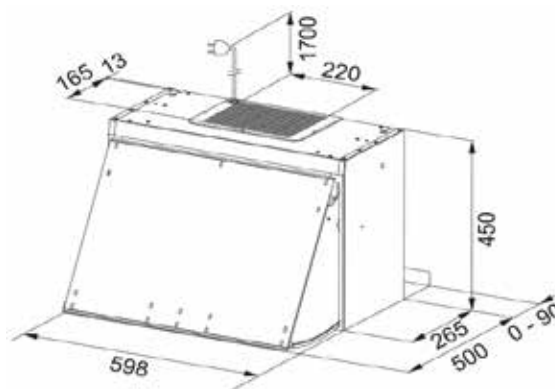
No
C
3
Slider

Remote control
Charcoal Filter (pg 260)
Lighting

No
Not Included 112.0016.755
2 x LED



Speed	1	2	3
Air capacity (m³/h)	250	390	580
Input	80	105	160
Noise level (dB)	46	54	62



Appliances Overview

Oven Overview

Hobs Gas

Hobs Induction

Coffee Machines Wine Cooler

MYTHOS



Mythos Steam
p. 227



Mythos Pyrolytic
p. 229



Mythos Gas on Glass
p. 245



Mythos Induction K-LINK
p. 251



Mythos Coffee Machine
p. 238



Mythos Combi
p. 231



Mythos Warming Drawer
p. 231



Mythos Masterpiece Induction
p. 253



Mythos Wine Cooler
p. 241



Mythos Induction
p. 255



Accessory Drawer
p. 241

MARIS



Maris Pyrolytic
p. 233



Maris
p. 235



Maris Gas on Metal
p. 249



Maris Induction
p. 257



Maris Combi Oven
p. 236

SMART





Ovens



Mythos Steam	226
Mythos Pyrolytic	228
Mythos Combi	230
Maris Pyrolytic	232
Maris	234
Maris Combi Oven	236
Mythos Coffee Machine	238
Mythos Wine Cooler	240



Mythos Steam



reddot winner 2021



MYTHOS

2
YEARS
GUARANTEE

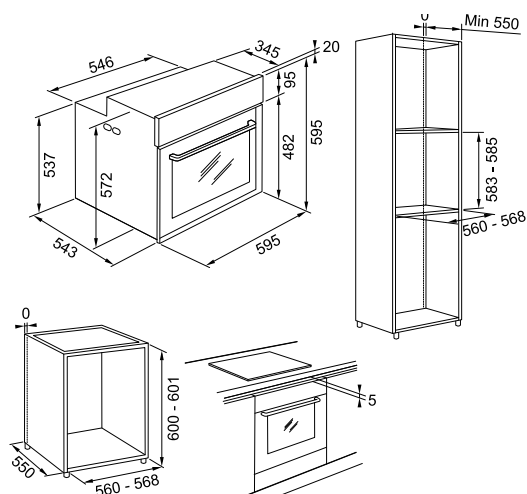
Mythos Steam
FMY 99 HS XS
116.0613.706
£1690

FMY 99 HS BK
116.0613.707
£1740

Accessory: Descaler Kit
112.0639.719
£12



Type: **Multifunction**
Energy efficiency class: **A+**
Maximum cavity capacity: **73 lt**
Control panel: **Display is TFT full touch in colours**
Number of functions: **19**
Cookassist: **60**
Special functions: **15**
Door: **Smooth2close**
Inner door: **Full glass**
Guides: **1 telescopic guide**
Equipment: **2 grids, 1 tray, 1 steam tray, 1 deep tray**
Notes: **Steam cleaning system**



A steamy solution

The special new steam function allows you to cook more calorie-conscious food, with no loss of flavour. And with the large internal capacity you'll have more space to steam or bake different dishes at the same time. Includes 1.5L water tank



Telescopic Guides

Taking a hot baking tray from the oven is not an easy task. You can customise your oven and add guides as an accessory on as many levels as you want.



Smooth2Close System

The door of the Mythos oven closes softly, silently and precisely.

Mythos

Pyrolytic




2
YEARS
GUARANTEE

**Mythos Pyrolytic
Touch
FMY 99 P XS**
116.0613.708
£1080

FMY 99 P BK
116.0613.709
£1115



Type: **Multifunction**
Energy efficiency class: **A+**
Maximum cavity capacity: **73 lt**
Control panel: **Display is TFT full touch in colours**
Number of functions: **10**
Cookassist: **42**
Functions: **17**
Special functions: **15**
Door: **Smooth2close**
Inner door: **Full glass**
Guides: **1 telescopic guide**
Equipment: **2 grids, 1 tray, 1 deep tray**
Notes: **Pyrolytic self-cleaning system**



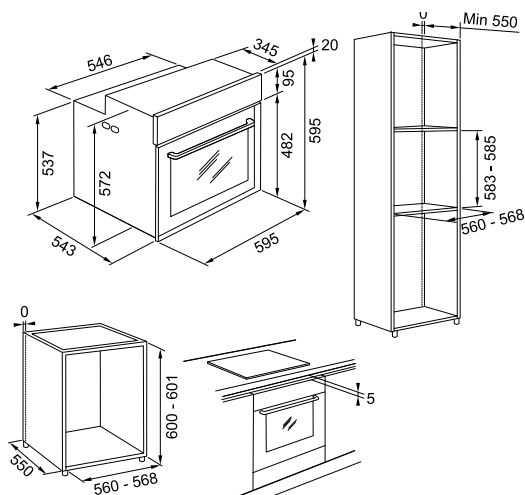
2
YEARS
GUARANTEE

**Mythos Pyrolytic
FMY 98 P XS**
116.0606.101
£930

FMY 98 P BK
116.0606.102
£970



Type: **Multifunction**
Energy efficiency class: **A+**
Maximum cavity capacity: **73 lt**
Control panel: **white LCD display and push-pull knobs**
Number of functions: **10**
Cookassist: **9**
Door: **Smooth2close**
Inner door: **Full glass**
Guides: **1 telescopic guide**
Equipment: **2 grids, 1 tray, 1 deep tray**
Notes: **Pyrolytic self-cleaning system**



Mythos Combi

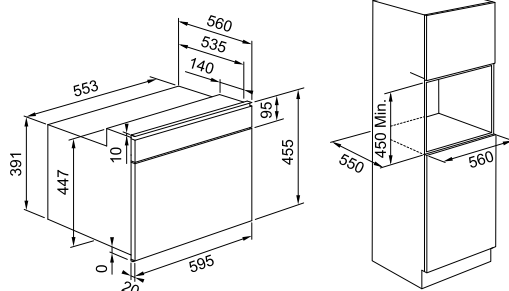


Mythos Combi
FMY 45 MW
131.0606.105
£1240

FMY 45 MW
131.0632.660
£1280



Type: **Combi Microwave**
Maximum cavity capacity: **40 lt**
Control panel: **Push-Pull Knobs with LCD Display**
Number of functions: **9**
Cookassist: **10**
Functions: **9**
Special functions: **7**
Door: **Smooth2close**
Inner door: **Full glass**
Guides: **N/A**
Equipment: **Glass turn table, grill grid, steam box container, baking tray, cover plate**

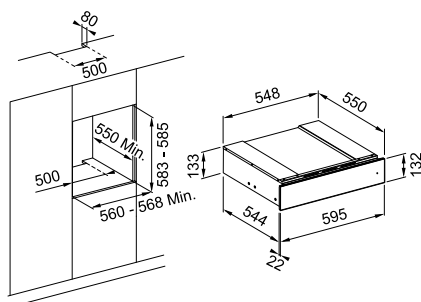


Mythos Warming Drawer
FMY 14 DRW XS
131.0611.212
£560



Cavity Capacity: **16 lt**
Load Capacity: **25kg**

FMY 14 P DRW BK
131.0640.710
£580



Maris Pyrolytic

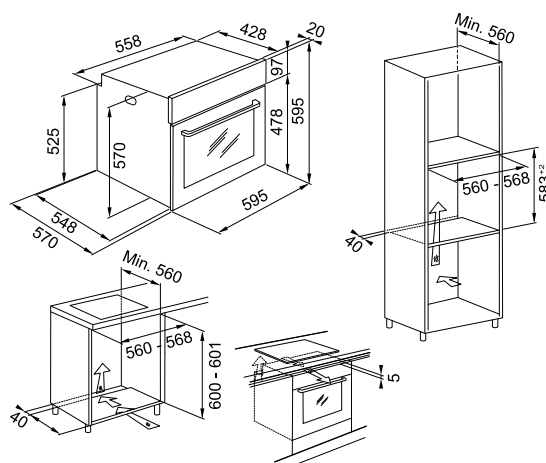


2
YEARS
GUARANTEE

FMA 97 P XS
116.0606.100
£820



Type: **Multifunction**
Energy efficiency class: **A+**
Maximum cavity capacity: **71 lt**
Control panel: **White LED display with push-pull knobs**
Number of functions: **9**
Door: **Smooth2close**
Inner door: **Full glass**
Equipment: **2 wire shelves (1 level partial), 1 baking tray, 1 deep tray**
Notes: **Pyrolytic self-cleaning system**



Maris

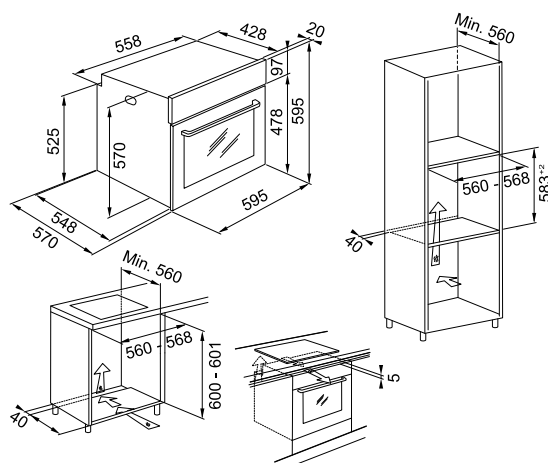


2
YEARS
GUARANTEE

Maris
FMA 86 H XS
116.0606.097
£695



Type: **Multifunction**
Energy efficiency class: **A**
Maximum cavity capacity: **71 lt**
Control panel: **Digital white display with protruding knobs**
Number of functions: **8**
Door: **Smooth2close**
Inner door: **Full glass**
Equipment: **2 wire shelves (sliding shelves optional), 1 baking tray, 1 deep tray**
Notes: **Steam cleaning system**



Maris Combi Oven

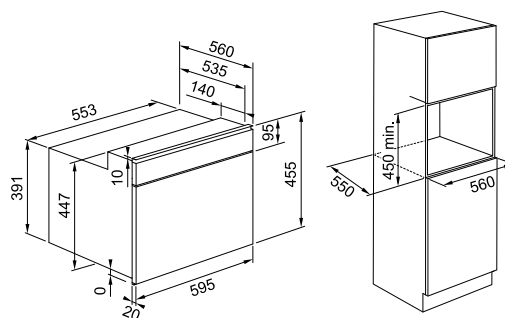


2
YEARS
GUARANTEE

Maris
FMA 45 MW XS
131.0606.104
£1150



Type: **Multifunction**
Maximum cavity capacity: **40 lt**
Control panel: **LED white display with push-pull knobs**
Number of functions: **7**
Door: **Smooth2close**
Inner door: **Full glass**
Equipment: **360Ømm Glass turntable, 1 wire shelf, 1 baking tray, 1 coverplate**





MYTHOS



Stainless Steel

**Mythos Coffee Machine
FMY 45 CM XS**
131.0627.473
£2350

**2
YEARS**
GUARANTEE

Accessory: Descaler Kit
112.0639.719
£12

Features:

Electronic Touch, White display
Capacity of Water Tank: 1.8 Litres
Capacity of Coffee Beans drawer: 200g
N° of cup: 1 or 2



Black

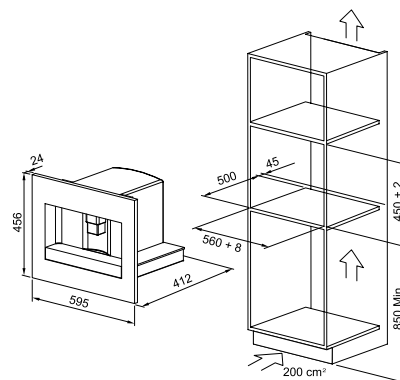
**Mythos Coffee Machine
FMY 45 CM BK**
131.0682.091
£2378

**2
YEARS**
GUARANTEE

Accessory: Descaler Kit
112.0639.719
£12

Features:

Electronic Touch, White display
Capacity of Water Tank: 1.8 Litres
Capacity of Coffee Beans drawer: 200g
N° of cup: 1 or 2




Accessory Drawer



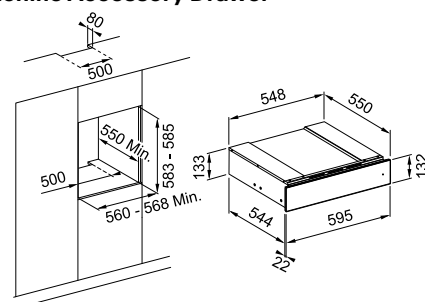
**Mythos Coffee Machine Accessory Drawer
FMY CMD XS**
131.0691.007
£684

**2
YEARS**
GUARANTEE



**Mythos Coffee Machine Accessory Drawer
FMY CMD BK**
131.0694.163
£692

**2
YEARS**
GUARANTEE



Coffee
Accessories
Kit



1. Coffee beans holders



2. Tea/infusers leaves holders



3. Latte art set



4. Infuser

5. Spoon



6. Additional space to
hold sugar/tea bags etc



The ideal storing environment for your wine collection which integrates into the beauty of your own kitchen. The optimal conditions usually exclusively guaranteed by an underground cellar are now akin of those our Mythos Wine Cooler can provide, with the noticeable advantage of offering you the chance to have up to 24 of your favourite bottles always at hand.

A Wine Cooler like no other

The Mythos Wine Cooler temperature can be set from 4° to 18°, ensuring your wine collection is maintained to perfection. Keeping the characteristics of your wine intact, the Anti-UV glass filters enough light through to ensure optimal preservation. The electronic display allows the temperature to be visible at all times and the LED light perfectly highlights every detail, while the 3 sliding premium oak built-in shelves bring elegance to your wine collection.

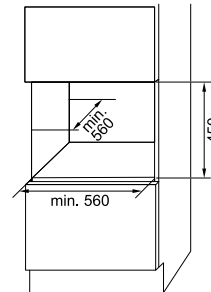
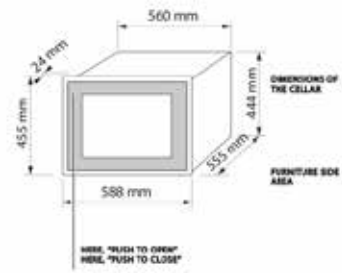


Stainless Steel

Mythos Wine Cooler
FMY 24 WCR XS UK
131.0690.765
£2300

2
YEARS
GUARANTEE

Features:
24 bottle capacity
Push-Push lateral door opening
3 sliding shelves
Shelves in oak wood
Temperature range: 4° - 18°
Internal electronic display
LED light
Anti-UV glass

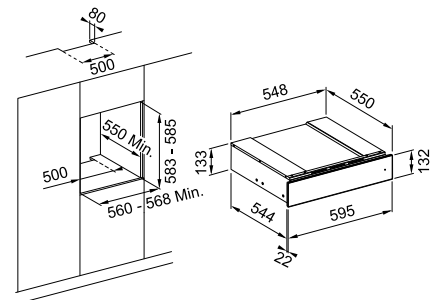


Accessory Drawer



Mythos Wine Cooler Accessory Drawer
FMY 14 WCRD XS
131.0691.006
£684

2
YEARS
GUARANTEE



1. Blade corkscrew
2. Foil cutter
3. Wing corkscrew
4. Sommelier corkscrew
5. Wine drip ring
6. Champagne bottle cap
7. Wine pourer cap
8. Wine aerator pourer
9. Champagne opener

Wine Accessories Kit



Gas



244 Mythos Gas Hobs

246 Maris Gas on Metal



Hobs



Mythos

Gas Hobs

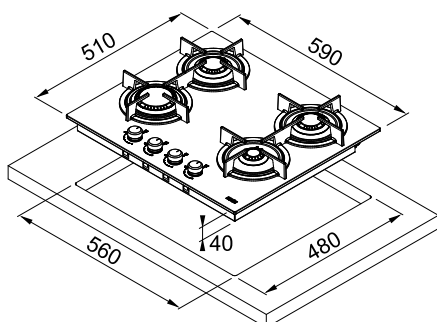




2
YEARS
GUARANTEE

FHCR 604 4G HE BK C
106.0374.280
£650

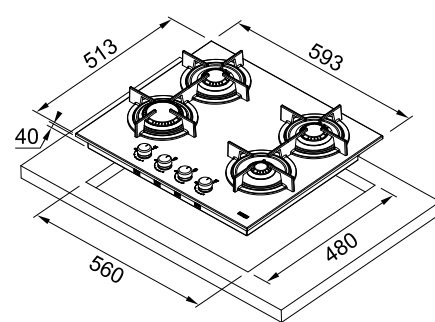
Type: Gas on Glass
Width 60cm
Burner/Heating zones 4
Cast iron grilles
Integrated electronic ignition
Safety valve



2
YEARS
GUARANTEE

FHCR 604 4G HE XA C
106.0496.075
£1000

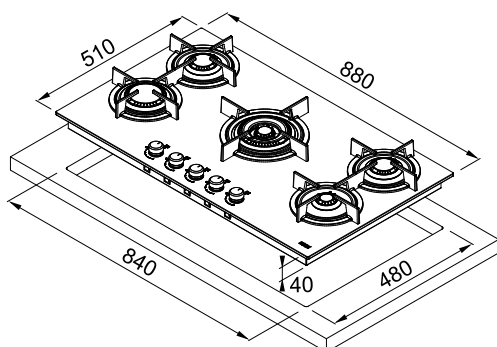
Type: Gas on Stainless Steel
Width 60cm
Burner/Heating zones 4
Cast iron grilles
Integrated electronic ignition
Safety valve



2
YEARS
GUARANTEE

FHCR 905 4G TC HE BK C
106.0374.288
£850

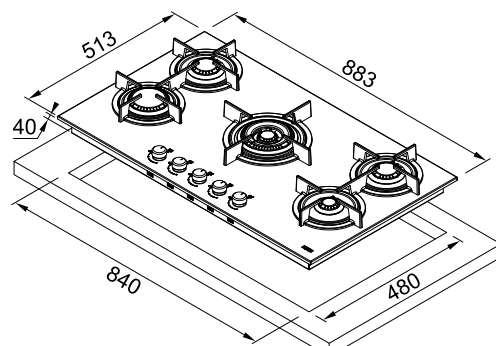
Type: Gas on Glass
Width 88cm
Burner/Heating zones 5
Cast iron grilles
Dual crown
Integrated electronic ignition
Safety valve



2
YEARS
GUARANTEE

FHCR 905 4G HE XA C
106.0496.077
£1285

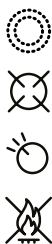
Type: Gas on Stainless Steel
Width 88cm
Burner/Heating zones 5
Cast iron grilles
Dual crown
Integrated electronic ignition
Safety valve



Maris

Gas on Metal


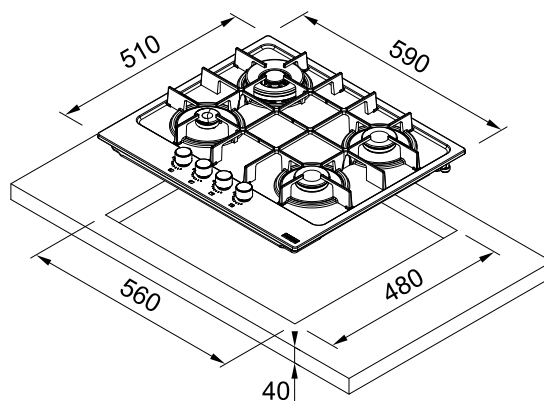




2
YEARS
GUARANTEE

FHMA 604 DC MB C
106.0670.112
£615

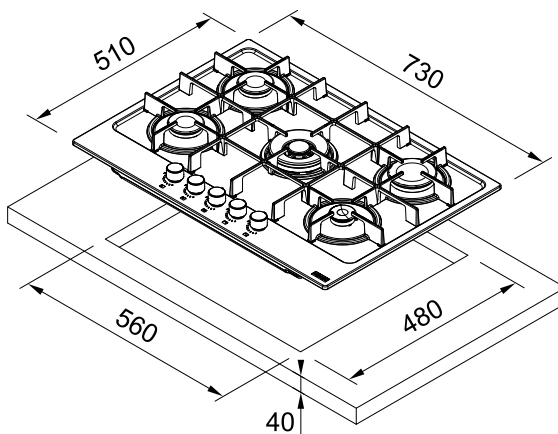
Type: Gas on Metal
Width 60cm
Burner/Heating zones 4
Cast iron grilles
Dual crown
Integrated electronic ignition
Safety valve



2
YEARS
GUARANTEE

FHMA 755 4G DC MB C
106.0670.113
£715

Type: Gas on Metal
Width 73cm
Burner/Heating zones 5
Cast iron grilles
Dual crown
Integrated electronic ignition
Safety valve




Induction



Hobs

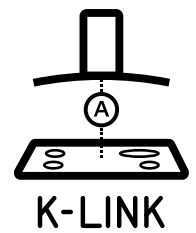


Mythos K-Link induction	250
Mythos Masterpiece induction	252
Mythos Induction	254
Maris induction	256



Mythos

K-LINK Induction Hob



Matt Black for durability and timeless elegance



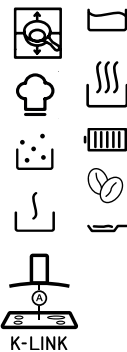
Experience a connected and long-lasting kitchen with the Mythos K-Link Induction Hob in a stunning matt black finish. The unique matt surface effectively reduces 5 times visibility of scratches compared to standard glass. It not only reduces the appearance of scratches and fingerprints but also allows for more efficient cleaning.

MYTHOS

NEW

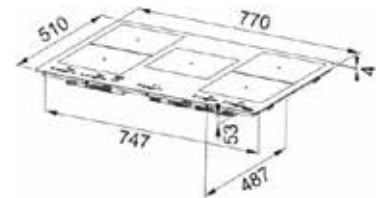
2
YEARS
GUARANTEE

800
←→



Type: **Electric**
Technology: **Induction**
Cut out: **747x510mm**
Slider Controls: **Individual sliders**
Digit colour: **White**
Central Controls: **N/A**
Auto Cook: **Keep warm, melting function**
Fitting: **Frameless**
Flex Zone Areas: **2**
Total Power: **7.4kW**

Matt Black
FMY 805 I F KL MB
108.0733.617
£1899



Seamless Connectivity

Embrace unparalleled convenience thanks to K-Link connectivity, a seamless integration that synchronises your hob with selected Franke hoods, automatically optimising ventilation and freeing you from manual adjustments. Elevate your cooking experience to one of effortless sophistication, craft an elegant, enduring, and intelligent space with the Franke Mythos K-Link Hob in its matt black finish.

Durability

This hob is designed with a unique matt texture that limits the visibility of scratches by five times when compared to standard glass. It not only diminishes the appearance of scratches and fingerprints but also allows for faster cleaning than typical surfaces. It includes five cooking zones, featuring two Flexi zones, all of which are conveniently controlled through dedicated touch sliders with premium white digits.



Mythos Masterpiece Hobs

The art of precision cooking



Discover a new era of kitchen design, with Franke Mythos Masterpiece Hobs. Thoughtfully designed with a sleek, minimalistic look and available in three striking colours: Anthracite, Gold and Copper, perfectly complementing the Mythos Masterpiece collection.

MYTHOS

NEW

2
YEARS
GUARANTEE

800
↔


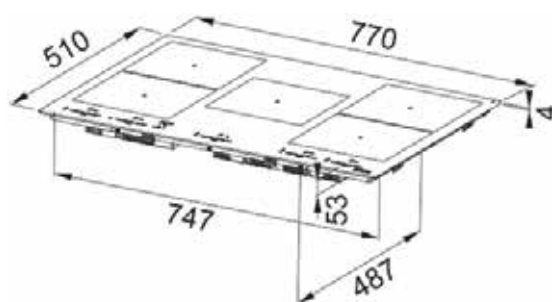


Type: **Electric**
Technology: **Induction**
Cut out: **770x510mm**
Slider Controls: **Individual sliders**
Digit colour: **White**
Central Controls: **N/A**
Auto Cook: **Keep warm, melting function**
Fitting: **Frameless**
Flex Zone Areas: **2 plus 1 single ring**
Total Power: **7.4kW**

Anthracite
FMY 805 I F KL AN
108.0735.487
£1849

Copper
FMY 805 I F KL CP
108.0735.485
£1849

Gold
FMY 805 I F KL GD
108.0735.486
£1849




Mythos Induction



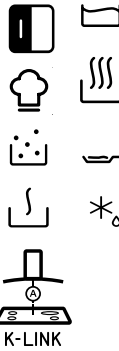
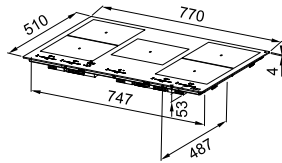
MYTHOS

2
YEARS
GUARANTEE

800



FMY 805 I F KL BK
108.0704.932
£1710



Seamless Connectivity


Embrace unparalleled convenience thanks to K-Link connectivity, a seamless integration that synchronises your hob with selected Franke hoods, automatically optimising ventilation and freeing you from manual adjustments.

Type: **Electric**
Technology: **Induction**
Cut out: **747x510mm**
Slider Controls: **Individual sliders**
Digit colour: **White**
Central Controls: **N/A**
Special Functionsk: **Keep warm, melting function**
Fitting: **Frameless**
Flex Zone Areas: **2 plus 1 single ring**
Total Power: **7.4kW**

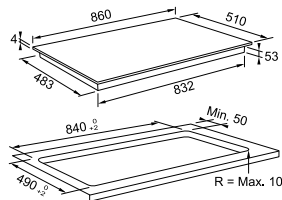
MYTHOS

2
YEARS
GUARANTEE

900



FMY 906 I FP BK
108.0675.431
£1485



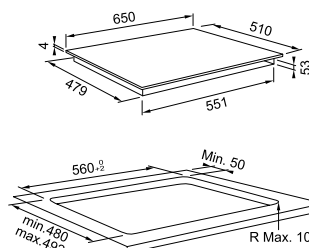
Type: **Electric**
Technology: **Induction**
Cut out: **832x483mm**
Slider Controls: **LCD text assisted displays with slider**
Digit colour: **White**
Central Controls: **LCD text assisted displays**
Auto Cook: **Full auto cook in chef area with cooking menu**
Cook Assist: **EasyCook, ProCook and FlexPro.**
Special Features include: **Melting, Simmering, Boiling, Pan frying, grilling and Moka**
Fitting: **Frameless**
Flex Zone Areas: **1 full pro-flex plus 2 single rings**
Total Power: **11kW**

MYTHOS

600



FMY 658 I FP
108.0613.587
£1215



Type: **Electric**
Technology: **Induction**
Cut out: **551x479mm**
Slider Controls: **LCD text assisted displays with slider**
Digit colour: **White**
Central Controls: **LCD text assisted displays**
Auto Cook: **Full auto cook in chef area with cooking menu**
Cook Assist: **EasyCook, ProCook and FlexPro.**
Special Features include: **Melting, Simmering, Boiling, Pan frying, grilling and Moka**
Fitting: **Frameless**
Flex Zone Areas: **1 full pro-flex**
Total Power: **7.4kW**


Maris Induction



MARIS

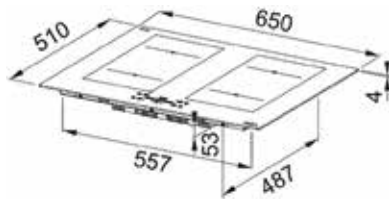
2
YEARS
GUARANTEE

600
↔



Type: **Electric**
Technology: **Induction**
Cut out: **557x487mm**
Slider Controls: **No**
Digit colour: **Red**
Central Controls: **Touch control**
Auto Cook: **4 auto cook-melting, boiling, simmering, keep warm**
Fitting: **Frameless**
Flex Zone Areas: **2 flex**
Total Power: **7.4kW**


FMA 654 I F KL BK
108.0704.935
£784



MARIS

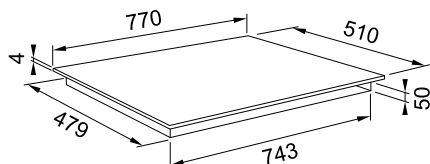
2
YEARS
GUARANTEE

800
↔



Type: **Electric**
Technology: **Induction**
Cut out: **743x479mm**
Slider Controls: **No**
Digit colour: **Red**
Central Controls: **Touch control**
Auto Cook: **4 auto cook-melting, boiling, simmering, keep warm**
Fitting: **Frameless**
Flex Zone Areas: **1 flex and 2 single rings**
Total Power: **7.2kW**

FMA 804 I F BK
108.0606.112
£610



Waste



- 260 Additional Accessories
- 261 Waste Sorter Bins
- 262 Waste Disposal Units



Ma System



nagement

Additional Accessories

Franke innovation doesn't end with sinks and taps.

We strive to make your life easier in every aspect of your kitchen with a range of convenient and practical kitchen solutions. From dealing with unsightly household waste in a hygienic manner to effortlessly sorting waste for recycling, they are designed to save time and to incorporate kitchen essentials discreetly into kitchen units, so that you can maintain a clean, uncluttered kitchen.



Tap Brace

Connects the tap to the worktop for extra support. Variable collar fits on any model of tap. Can be used on any stainless steel inset sink.

FUN 133.0026.896

£19



Waste Bin

Inset stainless steel system with a 12 litre polyethylene container. Sits flush with worktop with cover to keep odours sealed inside.

FUN 134.0035.042

£350



Waste Disposal Unit Extended Flange

An extended flange is available from service agents at extra cost if required when fitting to ceramic sinks.

Please note:

Overflow connector required when fitting WDU in main bowl

FUN 112.0489.809

£49

Note: WDU Chrome Airswitch Button supplied with all Continuous Feed Waste Disposal models. Decor Steel and Matt Black Airswitch Button now available as a spare from www.central-servicesuk.co.uk

FUN 133.0573.849

£30

Hoods Accessories

Carbon Filters: These increase filtration efficiency and are required on all recycling hood units. Used to catch unwanted odours, they are supplied in either circular or square format, depending on the model of your hood. Please check models for correct configuration.

FILTER	FUN NUMBER	RRP (Inc. VAT)
A	112.0339.360	£112
B	112.0016.755	£27
C	112.0543.478	£267
D	112.0016.756	£27
E	112.0512.466	£31
F	112.0547.940	£336
G	112.0548.447	£178
H	112.0548.448	£229
I	112.0262.703	£243
J	112.0542.064	£58
K	112.0470.631	£52
L	112.0067.942	£27
M	112.0017.979	£27
N	112.0684.123	£42
O	112.0735.432	£249

Hood Remote Control

PRODUCT	FUN NUMBER	RRP (Inc. VAT)
Optional Remote Control	112.0676.783	£61

Chimneys for:
Mythos Per Pro
Maris Matt Pro
Mythos Vertical Pro
Maris Vertical Pro



112.0683.832 £132



112.0683.833 £105

Chimney for:
Mythos Masterpiece Wall
BK EXTRA MATT



112.0729.975 £125

Waste Sorter Bins

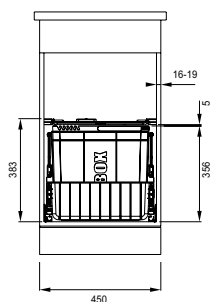


Fitting neatly into most standard cabinets, Franke Waste Sorters feature separate plastic containers to sort domestic waste into different categories such as food, cans, plastic and paper. A lid closes over the bins to contain any odours. Franke Waste Sorters are the convenient alternative to the conventional waste bin.

Standard door systems

The Franke 300 Series Sorter Systems are a useful addition to any kitchen with standard doors, fitting neatly into 450mm and 600mm kitchen base units. Each bin has a handle that can also be used to secure waste bags. The roll-out carrier is fully waterproof, simple to dismantle and easy to clean.

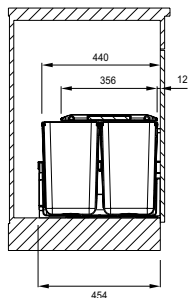
MARIS



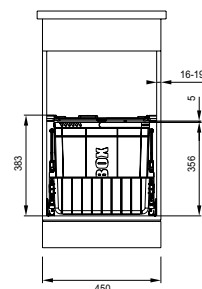
2
YEARS
GUARANTEE

Sorter 300-45 Duo
Minimum Cabinet Width 450mm
Bin 2x22L

FUN 121.0150.144
£372



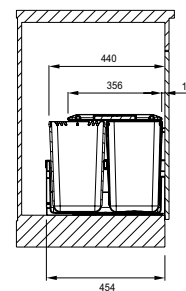
MARIS



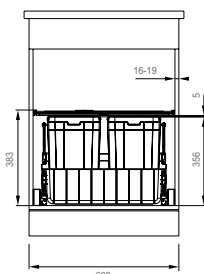
2
YEARS
GUARANTEE

Sorter 300-45 Trio
Minimum Cabinet Width 450mm
Bin 1x22L 2x10L

FUN 121.0150.145
£387



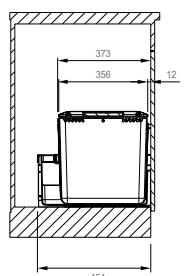
MARIS



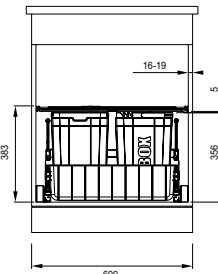
2
YEARS
GUARANTEE

Sorter 300-60 Duo
Minimum Cabinet Width 600mm
Bin 2x22L

FUN 121.0150.143
£387



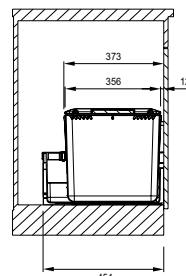
MARIS



2
YEARS
GUARANTEE

Sorter 300-45 Trio
Minimum Cabinet Width 600mm
Bin 1x22L 2x10L

FUN 121.0150.146
£402



Elite Slimline Food Waste Disposers

Cook like a chef, grind like a master



Clean up after mealtimes as skillfully as you prepare them thanks to the new Franke Elite Slimline range of food waste disposers. Each is designed to be a daily family assistant, helping to manage food waste easily, reduce risk of germs and odours, and offer a more sustainable approach to everyday kitchen life.



A powerful performance

Thanks to innovative Twist Force technology that offers exceptional grinding power, you can expect fast and efficient results without jamming. A hygiene safeguard also fights against the growth of bacteria and unpleasant odours with its antimicrobial protection.

Details that deliver

Each waste disposer features a high-flow splash guard ensuring the grinding chamber is left clean, Sound Soft Technology for noise reduction, and a strong Magnetic Rim on selected models to attract kitchen utensils and other miscellaneous metal objects.



Elegance under the sink

Thanks to a 3-Bolt Mounting System that makes it compatible with all Franke sinks and bowls that feature a 3 1/2" waste hole, and an elegant-shelled body which is designed to save maximum space underneath the sink, each Elite Slimline Waste Disposer is a refreshing piece of Franke innovation that is a welcome addition to any kitchen.



Meet the range

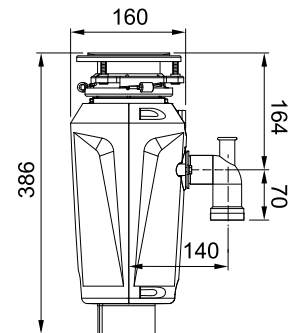
SLIM 125

1.25 HP Disposer

134.0715.435

£600

Horsepower: 1 1/4 • Feed: Continuous • RPM: 2800 • Hygiene
Safeguard Flange • Sound Softening Insulated Shell • Stainless Steel
Grinding Chamber • Twist Force Balanced Grinding Sytem • Jam
Resistant • Cast Impellers • Antimicrobial Removable Splash Guard
• Magnetic Rim • 3-Bolt installation • Integrated Air Switch Connection



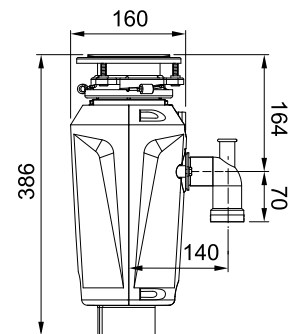
SLIM 100

1 HP Disposer

134.0715.436

£538

Horsepower: 1 • Feed: Continuous • RPM: 2750 • Hygiene
Safeguard Flange • Sound Softening Insulated Shell • Stainless Steel
Grinding Chamber • Twist Force Balanced Grinding Sytem • Jam
Resistant • Cast Impellers • Antimicrobial Removable Splash Guard
• Magnetic Rim • 3-Bolt installation • Integrated Air Switch Connection



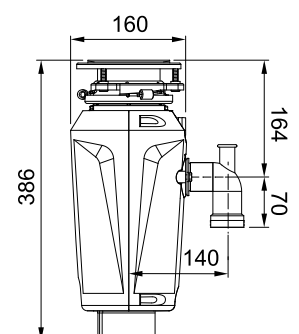
SLIM 75

0.75 HP Disposer

134.0715.437

£484

Horsepower: 3/4 • Feed: Continuous • RPM: 2700 • Hygiene
Safeguard Flange • Sound Softening Insulated Shell • Stainless Steel
Grinding Chamber • Twist Force Balanced Grinding Sytem • Jam
Resistant • Cast Impellers • Antimicrobial Removable Splash Guard
• 3-Bolt installation • Integrated Air Switch Connection



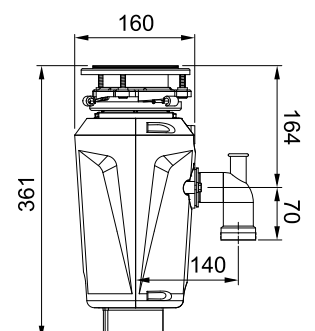
SLIM 50

0.50 HP Disposer

134.0715.439

£384

Horsepower: 1/2 • Feed: Continuous • RPM: 2600 • Hygiene
Safeguard Flange • Stainless Steel Grinding Chamber • Twist Force
Balanced Grinding Sytem • Jam Resistant • Stamped Impellers
• Antimicrobial Removable Splash Guard • 3-Bolt installation
• Sound Softening Insulated Shell • Integrated Air Switch Connection



Specification

Guide

DESCRIPTION	SLIM 125 134.0715.435	SLIM 100 134.0715.436	SLIM 75 134.0715.437	SLIM 50 134.0715.439
Motor	2800 rpm Jam-Resistant DC motor	2750 rpm Jam-Resistant DC motor	2700 rpm Jam-resistant DC motor	2600 rpm Jam-resistant DC motor
Feed Type	Continuous	Continuous	Continuous	Continuous
Sound Feature	Sound Softening Technology	Sound Softening Technology	Sound Softening Technology	Sound Softening Technology
Grind Feature	TwistForce Grinding	TwistForce Grinding	TwistForce Grinding	TwistForce Grinding
Hygiene Feature	Hygiene Safeguard	Hygiene Safeguard	Hygiene Safeguard	Hygiene Safeguard
Sink Baffle	Antimicrobial Removable Splashguard	Antimicrobial Removable Splashguard	Antimicrobial Removable Splashguard	Antimicrobial Removable Splashguard
Integrated Air Switch Connection	Yes	Yes	Yes	Yes
Septic Approved	Yes	Yes	Yes	Yes
Chamber Size	0.86 litres	0.86 litres	0.86 litres	0.86 litres
Magnetic Rim	Yes	Yes	No	No

Air Switch Colours

Available to purchase from Central Services:
www.central-servicesuk.co.uk



112.0664.346
Anthracite
£40



112.0664.348
Copper
£40



112.0664.347
Gold
£40



268 All-In
269 Andy Chef



Kitchen



Solutions

It all comes together with **ALL IN**



All-In Set 1

112.0655.481

- Inox telescopic bridge
- Wooden chopping board
- Large strainer bowl

£100




All-In Set 2

112.0655.482

- Inox telescopic bridge
- Wooden chopping board
- Small strainer bowl
- Small collector bowl
- Wooden bowl lid

£117




All-In Set 5

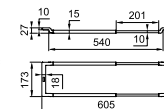
112.0655.489

- Inox telescopic bridge
- Wooden chopping board
- Large strainer bowl
- Small strainer bowl
- Small collector bowl
- Wooden bowl lid
- Foldable silicone pad
- Storage box

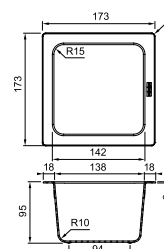
£211



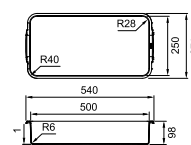
Inox telescopic bridge



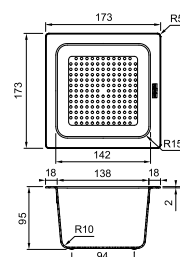
Small collector bowl



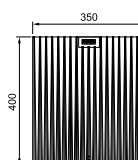
Storage box



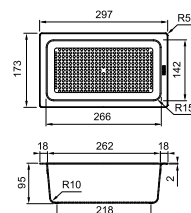
Small strainer bowl



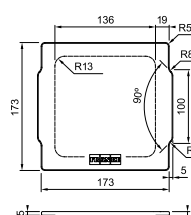
Foldable silicone pad




Large strainer bowl



Wooden bowl lid



Wooden chopping board



All-In is compatible with the following sinks:

Antea AZG, Argos AGX, Basis BFG, Centro CNG, Largo LAX, Maris MRG, Maris MRX and Neptune NEX

Andy Chef for Franke Box



MARIS

1
YEAR
GUARANTEE

Stainless
Steel

Andy Chef
112.0619.946
£327



Dimensions **408x200x133mm**

Elements:

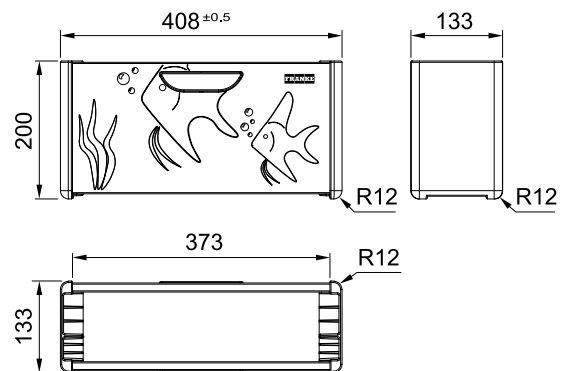
Accessory holder in stainless steel

Walnut Wooden Chopping Board

Stainless Steel Strainer Bowl

Multi-functional Chef's Knife

Note: Compatible with all Franke Box sinks



Accessories included



Stainless Steel
Cover



Wood Chopping
Board



Stainless Steel
Bowl



Multifunctional
Knife




























Technical Specific ations









272	Sinks
278	Taps
282	Extractor Hobs
283	Hoods
288	Appliances

Stainless Steel Undermount Bowls		Family	Dimensions (mm)				Installation			Plumbing Kit	Finish & Colour Options	FUN Number	Price
			Cabinet Size	Overall Size	Bowl Size(s)	Cut Out Size cr= Corner Radius	Inset	Undermount	Belfast				
Box BXX 110 16 	Maris	300	200 x 450	160 x 410 x 140	Utilise template		●		S1				
										Matt Brushed	127.0371.512	£376	
Box BXX 110 40 	Maris	500	440 x 450	400 x 410 x 200	Utilise template		●		S1				
										Matt Brushed	127.0369.215	£425	
Box BXX 110 50 	Maris	600	540 x 450	500 x 410 x 200	Utilise template		●		S1				
										Matt Brushed	127.0369.282	£452	
Box BXX 110 54 	Maris	600	580 x 450	540 x 410 x 200	Utilise template		●		S1				
										Matt Brushed	127.0371.513	£465	
Box BXX 110 68 	Maris	800	725 x 450	685 x 410 x 200	Utilise template		●		S1				
										Matt Brushed	127.0369.284	£513	
Box BXX 160 34-16 	Maris	600	560 x 450	340 x 410 x 200 160 x 410 x 140	Utilise template		●		S2				
										Matt Brushed	LHSB 127.0369.916	£605	
Box Center BWX 120 41-27 	Mythos	900	820 x 520	410 x 480 x 200 270 x 480 x 200	Download cut out file		●		S2				
										Matt Brushed	122.0611.737	£1705	
Largo LAX 110 45/39 	Smart	500	470 x 415	445 x 390 x 175	Utilise template		●		S1				
										Silk	122.0066.736	£324	
Largo LAX 110 50/35 	Smart	550	820 x 440	500 x 350 x 180	Utilise template		●		S1				
										Silk	122.0181.453	£414	
Largo LAX 110 50/41 	Smart	550	530 x 440	500 x 410x175	Utilise template		●		S1				
										Silk	122.0250.208	£431	
Largo LAX 160 36-16 	Smart	600	575 x 420	360 x 390 x 175 160 x 390 x 120	Utilise template		●		S2				
										Silk	LHSB 122.0156.345 RHSB 122.0156.346	£541	
Maris MRX 210-19 	Maris	300	230 x 440	190 x 400 x 130	200 x 410 cr=10	●	●		S1				
										Matt Brushed	127.0553.950	£270	
Maris MRX 210-34 	Maris	400	380 x 440	340 x 400 x 180	350 x 410 cr=10	●	●		S1				
										Matt Brushed	127.0531.915	£365	
Maris MRX 210-45 	Maris	500	490 x 440	450 x 400 x 180	460 x 410 cr=10	●	●		S1				
										Matt Brushed	127.0553.961	£373	
Maris MRX 210-55 	Maris	600	590 x 440	550 x 400 x 180	560 x 410 cr=10	●	●		S1				
										Matt Brushed	127.0637.544	£477	
Maris MRX 260 34-19 	Maris	600	591 x 436	340 x 400 x 180 190 x 400 x 130	565 x 410 cr=10	●	●		S2				
										Matt Brushed	LHSB 127.0637.546 RHSB 127.0637.547	£668	
Maris MRX 210-70 	Maris	800	740 x 440	700 x 400 x 180 cr=10	710 x 410 cr=10	●	●		S1				
										Matt Brushed	127.0531.916	£613	
Maris MRX 220-34-34 	Maris	800	745 x 440	340 x 400 x 180 cr=10	715 x 410 cr=10	●	●		S2				
										Matt Brushed	127.0637.541	£668	
Maris Quiet MQX 110 50 	Maris	600	540 x 440	500 x 400 x 188	See instruction booklet		●		S1				
										Matt Brushed	122.0694.478	£569	
Maris Quiet MQX 110 82 	Maris	900	860 x 464	820 x 424 x 192	See instruction booklet		●		S1				
										Matt Brushed	122.0694.480	£683	









		Family	Dimensions (mm)				Installation			Plumbing Kit	Finish & Colour Options	FUN Number	Price
			Cabinet Size	Overall Size	Bowl Size(s)	Cut Out Size cr= Corner Radius	Inset	Undermount	Belfast				
Stainless Steel Undermount Bowls													
Mythos MYX 110-16		Mythos	300	200 x 440	160 x 400 x 150	Utilise template		●		S1	Matt Brushed	122.0606.889	£406
Mythos MYX 110-34		Mythos	400	380 x 440	340 x 400 x 200	Utilise template		●		S1	Matt Brushed	122.0606.948	£432
Mythos MYX 110-45		Mythos	500	490 x 440	450 x 400 x 200	Utilise template		●		S1	Matt Brushed	122.0606.949	£506
Mythos MYX 110-55		Mythos	600	590 x 440	550 x 400 x 200	Utilise template		●		S1	Matt Brushed	122.0606.969	£607
Mythos MYX 110-70		Mythos	800	740 x 440	700 x 400 x 200	Utilise template		●		S1	Matt Brushed	122.0607.061	£683
Mythos MYX 160 34-16		Mythos	600	555 x 430	340 x 400 x 200 160 x 400 x 150	Utilise template		●		S2	Matt Brushed	LHSB 122.0607.062 RHSB 122.0607.063	£708
Mythos MYX 160 50-16		Mythos	800	725 x 440	500 x 400 x 200 160 x 400 x 150	Utilise template	●	●		S2	Matt Brushed	LHSB 122.0606.920 RHSB 122.0607.083	£708
Mythos MYX 120 34-34		Mythos	800	745 x 440	340 x 400 x 200 340 x 400 x 200	Utilise template	●	●		S2	Matt Brushed	122.0607.085	£824
Mythos Masterpiece BXM 210/110-40		Mythos	500	440 x 450	400 x 410 x 200	Utilise template	●	●		S1	Anthracite	127.0674.537	£1200
											Copper	127.0674.583	£1200
											Gold	127.0674.582	£1200
Mythos Masterpiece BXM 210/110-50		Mythos	600	500 x 410	540 x 410 x 200	Utilise template		●		S1	Anthracite	127.0672.129	£1306
											Copper	127.0674.363	£1306
											Gold	127.0674.362	£1306
Mythos Masterpiece BXM 210/110-68		Mythos	700	725 x 450	685 x 410 x 200	Utilise template		●		S1	Anthracite	127.0672.129	£1530
											Copper	127.0674.363	£1530
											Gold	127.0674.362	£1530
											Anthracite Premium	127.0676.885	£2052
Smart MYX 110-45		Smart	450	368 x 428	340 x 400 x 180	Utilise template		●		S1	Silk	122.0736.152	£250
Smart SRX 110-40		Smart	500	428 x 428	400 x 400 x 190	Utilise template		●		S1	Silk	122.0736.140	£275
Smart SRX 110-50		Smart	600	541 x 441	500 x 400 x 180	Utilise template		●		S1	Silk	122.0706.563	£299
Smart SRX 160		Smart	600	580x 450	340 x 400 x 180 300 x 160 x 120	Utilise template		●		S2	Silk	LHSB 122.0736.138 RHSB 122.0736.139	£420
Smart SRX 120 34-34		Smart	800	762 x 446	340 x 400 x 180 340 x 400 x 180	Utilise template		●		S2	Silk	122.0736.137	£450
















Fragranite Undermount Bowls











Fresno FSG 111		Mythos	900	860 x 458	496 x 425 x 195	832 x 430 cr=7.5				S1	Polar White	REV 135.0633.439	£639
											Matt Black	REV 135.0633.440	£639

Fragranite Undermount Bowls		Family	Dimensions (mm)				Installation			Plumbing Kit	Finish & Colour Options	FUN Number	Price
			Cabinet Size	Overall Size	Bowl Size(s)	Cut Out Size cr= Corner Radius	Inset	Undermount	Belfast				
Kubus KNG 110-37 	Mythos	450	410 x 460	370 x 420 x 200	Utilise template			●		S1	Polar White	125.0633.731	£548
											Stone Grey	125.0633.733	£548
											Slate Grey	125.0714.463	£548
											Matt Black	125.0630.441	£548
Kubus KNG 110-52 	Mythos	600	560 x 460	520 x 420 x 200	Utilise template			●		S1	Polar White	125.0633.725	£623
											Stone Grey	125.0633.728	£623
											Slate Grey	125.0714.464	£623
											Matt Black	125.0630.442	£623
Kubus KNG 110-62 	Mythos	800	760 x 460	620 x 420 x 200	Utilise template			●		S1	Polar White	125.0633.721	£678
											Stone Grey	125.0633.723	£678
											Slate Grey	125.00714.465	£678
											Matt Black	125.0630.443	£678
Kubus KNG 120 	Mythos	800	760 x 460	465 x 420 x 200 215 x 420 x 200	Utilise template			●		S2	Polar White	RHSB 125.0633.285	£721
											Stone Grey	RHSB 125.0633.287	£721
											Slate Grey	RHSB 125.0714.466	£721
											Matt Black	RHSB 125.0630.444	£721
Maris MRG 110-37 	Maris	450	433 x 403	370 x 400 x 200	Utilise template			●		S1	Polar White	125.0688.500	£495
											Coffee	125.0688.501	£495
											Oyster	125.0688.502	£495
											Stone Grey	125.0688.499	£495
											Slate Grey	125.0714.458	£495
Maris MRG 110-52 	Maris	600	553 x 433	520 x 400 x 200	Utilise template			●		S1	Matt Black	125.0688.503	£495
											Polar White	125.0688.505	£560
											Coffee	125.0688.506	£560
											Oyster	125.0688.507	£560
											Stone Grey	125.0688.504	£560
Maris MRG 110-72 	Maris	800	753 x 433	720 x 400 x 200	Utilise template			●		S1	Slate Grey	125.0714.459	£560
											Matt Black	125.0688.508	£560
											Polar White	125.0688.510	£662
											Coffee	125.0688.511	£662
											Oyster	125.0688.512	£662
Maris MRG 160-34-15 	Maris	600	553 x 433	340 x 400 x 200 150 x 400 x 150	Utilise template			●		S2	Stone Grey	125.0688.509	£662
											Slate Grey	125.0714.460	£662
											Matt Black	125.0688.513	£662
											Polar White	LHSB 125.0688.515 RHSB 125.0688.520	£653
											Coffee	LHSB 125.0688.516 RHSB 125.0688.521	£653
											Oyster	LHSB 125.0688.517 RHSB 125.0688.522	£653
											Stone Grey	LHSB 125.0688.514 RHSB 125.0688.519	£653
											Slate Grey	LHSB 125.0714.461 RHSB 125.0714.462	£653
											Matt Black	LHSB 125.0688.518 RHSB 125.0688.523	£653







Ceramic Undermount Bowls





KubusX KXK 110 41		Maris	500	445 x 454	405 x 400 x 190	Utilise template		●		S1	Glossy White	126.0735.128	£596
KubusX KXK 110 51		Maris	600	545 x 454	505 x 400 x 190	Utilise template		●		S1	Glossy White	126.0735.183	£710
KubusX KXK 110 71		Maris	800	745 x 454	705 x 400 x 190	Utilise template		●		S1	Glossy White	126.0735.192	£811
KubusX KXK 160-37-12		Maris	600	545 x 454	370 x 400 x 190 120 x 400 x 120	Utilise template		●		S2	Glossy White	126.0735.188	£799
V&B VBK 160		Maris	600	545 x 440	343 x 390 x 173 136 x 272 x 103	Utilise template		●		S2	Gloss White	LHSB 126.0381.814	£751
V&B VBK 110 21		Maris	400	260 x 440	210 x 390 x 180	Utilise template		●		S1	Gloss White	126.0381.816	£435
V&B VBK 110 33		Maris	450	370 x 435	325 x 390 x 175	Utilise template		●		S1	Gloss White	126.0381.820	£562
V&B VBK 110 50		Maris	600	550 x 440	500 x 390 x 200	Utilise template		●		S1	Gloss White	126.0381.823	£634

Stainless Steel Inset Sinks		Family	Dimensions (mm)				Installation			Plumbing Kit	Finish & Colour Options	FUN Number	Price
			Cabinet Size	Overall Size	Bowl Size(s)	Cut Out Size cr= Corner Radius	Inset	Undermount	Belfast				
Antea AZN 611-86		Smart	450	860 x 500	340 x 420 x 160	840 x 480 cr=10	●			S1	Unbrushed	REV 101.0489.523	£147
Antea AZN 611-100		Smart	600	1000 x 500	480 x 420 x 160	980 x 480 cr=10	●			S1	Unbrushed	REV 101.0713.537	£183
Antea AZN 651		Smart	600	1000 x 500	340 x 420 x 155 170 x 280 x 80	980 x 480 cr=10	●			S2	Unbrushed	REV 101.0489.526	£192
Argos AGX 611-78		Smart	400	780 x 510	350 x 435 x 175	766 x 496 cr=10	●			S1	Matt Brushed	REV 101.0607.697	£226
Argos AGX 611-86		Smart	400	860 x 510	350 x 435 x 175	844 x 494 cr=10	●			S1	Matt Brushed	REV 101.0531.599	£245
Argos AGX 611-100		Smart	500	1000 x 510	435 x 435 x 180	984 x 494 cr=10	●			S1	Matt Brushed	REV 101.0531.600	£335
Argos AGX 651		Smart	600	1000 x 510	350 x 435 x 175 160 x 300 x 120	984 x 494 cr=10	●			S2	Matt Brushed	REV 101.0531.651	£367
Box Center BWX 220 54-27		Mythos	900	860 x 510	540 x 410 x 200 270 x 480 x 200	840 x 490 cr=12	●			S2	Matt Brushed	LHSB 127.0570.616 RHSB 127.0570.617	£1860
Box Center BWX 220 41-27		Mythos	900	790 x 510	410 x 480 x 204 270 x 480 x 204	770 x 490 cr=10 (inset) 792 x 512 cr=11 (flushmount)	●			S2	Matt Brushed	REV 127.0611.736	£1962
Maris MRX 211		Maris	600	1000 x 510	435 x 435 x 180	987 x 497 cr=10	●			S1	Silk	LHD 127.0305.144 RHD 127.0305.145	£425
Maris MRX 251		Maris	600	1000 x 510	350 x 435 x 175 160 x 300 x 120	987 x 497 cr=10	●			S2	Silk	LHD 127.0305.146 RHD 127.0305.147	£489
Maris MRX 210-19		Maris	300	230 x 440	190 x 400 x 130	190 x 400 cr=10	●	●		S1	Matt Brushed	127.0553.950	£270
Maris MRX 210-34		Maris	400	380 x 440	340 x 400 x 180	350 x 410 cr=10	●	●		S1	Matt Brushed	127.0531.915	£365
Maris MRX 210-45		Maris	500	490 x 440	450 x 400 x 180	460 x 410 cr=10	●	●		S1	Matt Brushed	127.0553.961	£373
Maris MRX 210-55		Maris	600	590 x 440	550 x 400 x 180	560 x 410 cr=10	●	●		S1	Matt Brushed	127.0553.962	£477
Maris MRX 260 34-19		Maris	600	591 x 436	340 x 400 x 180 190 x 400 x 130	565 x 410 cr=10	●	●		S2	Matt Brushed	LHSB 127.0637.546 RHSB 127.0637.547	£668
Maris MRX 210-70		Maris	800	740 x 440	700 x 400 x 180 cr=10	710 x 410 cr=10	●	●		S1	Matt Brushed	127.0531.916	£613
Maris MRX 220 34-34		Maris	800	745 x 440	340 x 400 x 180 cr=10	715 x 410 cr=10	●	●		S2	Matt Brushed	127.0637.541	£668



		Dimensions (mm)				Installation			Plumbing Kit	Finish & Colour Options	FUN Number	Price
Stainless Steel Inset Sinks	Family	Cabinet Size	Overall Size	Bowl Size(s)	Cut Out Size cr= Corner Radius	Inset	Undermount	Belfast				
Mythos MYX 210-34 	Mythos	400	352 x 412	340 x 400 x 200	346 x 406 cr=28 (inset) 352.4 x 412.4 cr=31.2 (flushmount)	●			S1	Matt Brushed	127.0607.087	£482
Mythos MYX 210-45 	Mythos	500	462 x 412	450 x 400 x 200	456 x 406 cr=28 (inset) 362.4 x 412.4 cr=31.2 (flushmount)	●			S1	Matt Brushed	127.0607.088	£564
Mythos MYX 210-55 	Mythos	600	562 x 412	550 x 400 x 200	556 x 406 cr=28 (inset) 562.4 x 412.4 cr=31.2 (flushmount)	●			S1	Matt Brushed	127.0607.101	£678
Mythos MYX 210-70 	Mythos	800	712 x 412	700 x 400 x 200	706 x 406 cr=28 (inset) 712.4 x 412.4 cr=31.2 (flushmount)	●			S1	Matt Brushed	127.0607.102	£763
Neptune NEX 211 	Maris	600	864 x 514	360 x 420 x 200	855 x 506 cr=20	●			S1	Silk	LHD 127.0059.655 RHD 127.0059.654	£454
Neptune NEX 251 	Maris	600	1004 x 514	360 x 420 x 200 167 x 306 x 152	995 x 506 cr=20	●			S2	Silk	LHD 127.0059.717 RHD 127.0059.658	£537
Rotondo RBX 610 	Smart	500	Ø440	Ø395 x 170 depth	Ø425	●			S1	Brushed	101.0693.443	£364
Spark SKN 611 86 	Smart	450	860 x 500	340 x 420 x 160	840 x 480 cr=10	●			S1	Unbrushed	REV 101.0713.206	£185
Spark SKN 611 100 	Smart	600	1000 x 500	480 x 420 x 160	980 x 480 cr=10	●			S1	Unbrushed	REV 101.0713.207	£219
Spark SKN 651 	Smart	600	1000 x 500	340 x 420 x 155 170 x 280 x 80	980 x 480 cr=10	●			S2	Unbrushed	REV 101.0713.208	£247

Fragranite Inset Sinks




Antea AZG 611-78 	Smart	450	780 x 500	360 x 460 x 210	760 x 480 cr=20	●			S1	Polar White	REV 114.0532.312	£406
										Stone Grey	REV 114.0633.738	£406
										Onyx	REV 114.0532.311	£406
Antea AZG 651 	Smart	600	970 x 500	430 x 340 x 210 155 x 310 x 115	950 x 480 cr=20	●			S2	Polar White	REV 114.0532.315	£473
										Coffee	REV 114.0633.740	£473
										Stone Grey	REV 114.0532.314	£473
Antea AZG 621 	Smart	800	1160 x 500	430 x 340 x 210 430 x 340 x 210	1140 x 480 cr=20	●			S2	Polar White	REV 114.0532.317	£541
										Coffee	REV 114.0633.742	£541
										Stone Grey	REV 114.0532.318	£541
Basis BFG 611-780 	Maris	450	780 x 500	340 x 420 x 200	760 x 480 cr=10	●			S1	Polar White	REV 114.0253.155	£468
										Coffee	REV 114.0253.150	£468
										Oyster	REV 114.0633.735	£468
										Stone Grey	REV 114.0501.283	£468
										Slate Grey	REV 114.0714.467	£468
Basis BFG 611-970 	Maris	600	970 x 500	450 x 420 x 200	950 x 480 cr=10	●			S1	Matt Black	REV 114.0714.470	£468
										Polar White	REV 114.0284.677	£479
										Coffee	REV 114.0284.678	£479
										Oyster	REV 114.0633.736	£479
										Stone Grey	REV 114.0484.967	£479
										Slate Grey	REV 114.0714.468	£479
Basis BFG 651 	Maris	600	970 x 500	340 x 420 x 200 150 x 290 x 100	950x 480 cr=10	●			S2	Matt Black	REV 114.0714.471	£479
										Polar White	REV 114.0253.259	£511
										Coffee	REV 114.0253.257	£511
										Oyster	REV 114.0633.737	£511
										Stone Grey	REV 114.0484.968	£511
										Slate Grey	EV 114.0714.469	£511
										Matt Black	REV 114.0714.472	£511

Fragranite Inset Sinks		Family	Dimensions (mm)				Installation			Plumbing Kit	Finish & Colour Options	FUN Number	Price
			Cabinet Size	Overall Size	Bowl Size(s)	Cut Out Size cr= Corner Radius	Inset	Undermount	Belfast				
Centro CNG 611-86 	Maris	500	860x 500	392 x 435 x 200	840 x 480 cr=15 (inset) 864 x 504 cr=17 (flushmount)	●			S1	Polar White	REV 114.0724.107	£479	
										Coffee	REV 114.0724.105	£479	
										Oyster	REV 114.0738.491	£479	
										Stone Grey	REV 114.0724.108	£479	
										Slate Grey	REV 114.0736.282	£479	
										Matt Black	REV 114.0724.106	£479	
Centro CNG 611-100 	Maris	600	1000 x 500	492 x 435 x 200	980 x 480 cr=15 (inset) 1004 x 504 cr=17 (flushmount)	●			S1	Polar White	REV 114.0706.623	£527	
										Coffee	REV 114.0706.625	£527	
										Oyster	REV 114.0717.117	£527	
										Stone Grey	REV 114.0706.624	£527	
										Slate Grey	REV 114.0717.116	£527	
										Matt Black	REV 114.0706.622	£527	
Centro CNG 651-100 	Maris	600	1000 x 500	359 x 435 x 200 148 x 288 120	980 x 480 cr=15 (inset) 1004 x 504 cr=17 (flushmount)	●			S2	Polar White	REV 114.0706.627	£567	
										Coffee	REV 114.0706.629	£567	
										Oyster	REV 114.0717.119	£567	
										Stone Grey	REV 114.0706.628	£567	
										Slate Grey	REV 114.0717.118	£567	
										Matt Black	REV 114.0706.626	£567	
Maris Care MRG 610-60 	Maris	700	635 x 559	596 x 422 x 127	615 x 539 cr=15	●			S1	Polar White	REV 114.0729.485	£650	
										Stone Grey	REV 114.0729.486	£650	
										Matt Black	REV 114.0729.484	£650	

















Ceramic Inset Sinks
















Galassia GAK 611 	Maris	600	1010 x 510	460 x 405 x 200 Ext. bowl depth: 220	970 X 480 cr=10	●			S1	Glossy White	REV 124.0305.163	£450
Galassia GAK 651 	Maris	600	1010 x 510	350 x 410 x 240 Ext. bowl depth: 240 135 x 257 x 120 Ext. bowl depth: 120	975 x 495 cr=10	●			S2	Glossy White	REV 124.0533.654	£499











Belfast Sinks

Belfast BFK 710-53 	Maris	600	595 x 455	531 x 391 x 215 Ext. bowl depth: 250	Utilise template				●	S1	Glossy White	REV 130.0729.668	£366
Belfast BFK 720-36-36 	Maris	800	793 x 489	364 x 445 x 200 364 x 445 x 200 Ext. bowl depth: 220	Utilise template				●	S2	Glossy White	130.0729.667	£612
Belfast VBK 710 	Mythos	600	600 x 500	565 x 430 x 180 Ext. bowl depth: 200	N/A				●	S1	Gloss White	130.0381.800	£520





Tap Model		Family	Dimensions (mm)					Features							Valve(s)		Pressure		Finish	FUN FUN Number	Price	
			Tap Height	Spout Reach	Base Diameter	Tap Cut-out Diameter	Side Spray Base Diameter	Spray Cut-out Diameter	Perlator	Filtered Water	Instant Boiling Water	Pull-Out Spray	Pull-Out Nozzle	Directional Nozzle	Side-Spray (cold water only)	Ceramic Disc Valve(s)	Compression Valve(s)	Hot Flow Rate at 0.3 bar (litres/ min)				Suitable for low pressure
Active L Swivel Spout		Maris	312	220	50	35			●							●		2.55		Chrome	115.0653.298	£279
									Matt Black	115.0653.371	£388											
Active L Spout Dual Spray Pull Out Tap		Maris	312	236	50	35			●			●				●		2		Chrome	115.0653.379	£388
									Matt Black	115.0653.382	£497											
Active J Swivel Spout		Maris	388	220	50	35			●							●		2.55		Chrome	115.0653.395	£279
									Matt Black	115.0653.398	£388											
Active J Spout Dual Spray Pull Down Tap		Maris	388	227	50	35			●			●				●		2		Chrome	115.0653.401	£388
									Matt Black	115.0653.404	£497											
Active Semi-Pro		Mythos	470	222	50	35			●							●		TBC		Chrome	115.0653.407	£555
									Matt Black	115.0653.409	£721											
Atlas Neo Sensor		Mythos	297	225	45	35			●							●		1.91		Stainless Steel	115.0638.826	£689
									Industrial Black	115.0669.210	£757											
Atlas Neo Sensor Pull-Out Nozzle		Mythos	297	225	45	35			●			●				●		1.75		Stainless Steel	115.0638.827	£766
									Industrial Black	115.0669.321	£834											
Atlas Neo Swivel		Mythos	297	225	45	35			●							●		3.67		Stainless Steel	115.0547.856	£397
									Gold	115.0689.087	£465											
									Copper	115.0638.830	£465											
									Anthracite	115.0638.828	£465											
									Industrial Black	115.0666.435	£465											
Atlas Neo Pull-Out Nozzle		Mythos	297	225	45	35			●			●				●		2.35		Stainless Steel	115.0638.841	£425
									Gold	115.0689.090	£493											
									Copper	115.0638.842	£493											
									Anthracite	115.0638.845	£493											
									Industrial Black	115.0666.436	£493											
Athena		Smart	349	194	50	35			●							●	●	5.10	●	Chrome	115.0311.211	£167
									Decor Steel	115.0311.215	£191											
									Matt Black	115.0659.322	£258											
Centro		Maris	277	210	50	35			●							●		4.02	●	Chrome	115.0600.095	£372
									Matt Black	115.0621.613	£482											
Cotswold		Maris	300	238	50	35			●							●	●	4.02	●	Polished Nickel	115.0711.939	£450
									Brass	115.0689.617	£458											
Davos		Smart	245	230	55	35			●							●	●	4.50	●	Chrome	115.0046.694	£233
									Decor Steel	115.0046.695	£286											
Davos J		Smart	395	220	54.5	35			●							●	●	4.50	●	Chrome	115.0050.044	£233
									Decor Steel	115.0049.940	£286											
Eiger		Maris	392	230	48	35			●							●		3.75		Chrome	115.0049.989	£313
									Decor Steel	115.0049.990	£341											
									Matt Black	115.0659.348	£401											
									Brass	115.0689.693	£407											
Eos Neo J Spout Swivel		Maris	387	229	45	35			●							●		3.27		Stainless Steel	115.0638.846	£397
									Gold	115.0689.092	£465											
									Copper	115.0638.849	£465											
									Anthracite	115.0638.847	£465											
									Industrial Black	115.0666.437	£465											




Tap Model		Family	Dimensions (mm)					Features						Valve(s)		Pressure		Finish	FUN FUN Number	Price	
			Tap Height	Spout Reach	Base Diameter	Tap Cut-out Diameter	Side Spray Base Diameter	Spray Cut-out Diameter	Perlator	Filtered Water	Instant Boiling Water	Pull-Out Spray	Pull-Out Nozzle	Directional Nozzle	Side-Spray (cold water only)	Ceramic Disc Valve(s)	Compression Valve(s)				Hot Flow Rate at 0.3 bar (litres/min)
Eos Neo Pull-Down Spray		Maris	433	230	45	35			●			●			●		2.50		Stainless Steel	115.0638.861	£425
																			Gold	115.0689.094	£493
																			Copper	115.0638.862	£493
																			Anthracite	115.0638.865	£493
																			Industrial Black	115.0666.438	£493
Fuji		Maris	390	220	48	35			●						●		2.80		Chrome	115.0250.326	£384
																			Decor Steel	115.0250.327	£410
Fuji Pull-Out Nozzle		Maris	390	220	48	35			●		●				●		1.50		Chrome	115.0280.225	£410
																			Decor Steel	115.0280.227	£438
Gloriana		Maris	366	216	58	35			●						●		4.15	●	Chrome	115.0637.111	£336
																			Decor Steel	115.0637.112	£377
																			Polished Nickel	115.0711.944	£402
																			Brass	115.0711.945	£402
Gloriana Classic Twin Lever		Maris	405	194	57	35			●						●		4.15	●	Polished Nickel	115.0712.037	£402
																			Decor Steel	115.0712.036	£402
																			Brass	115.0712.038	£496
Gloriana Classic Side Lever		Maris	408	216	50	35			●						●		2.63	●	Polished Nickel	115.0712.040	£402
																			Decor Steel	115.0712.039	£402
																			Brass	115.0712.041	£496
Gloriana Classic Bridge Lever		Maris	415	216	2x48	35			●						●		4.91	●	Polished Nickel	115.0712.046	£496
																			Decor Steel	115.0712.045	£496
																			Brass	115.0712.047	£572
Gloriana Classic 3 Part Set		Maris	365	216	2x48 1x50	35			●						●		2.8	●	Polished Nickel	115.0712.043	£522
																			Decor Steel	115.0712.042	£522
																			Brass	115.0712.044	£576
Hestia J-Spout		Smart	358	181	45	35			●						●		2.86		Chrome	115.0567.654	£199
																			Decor Steel	115.0635.794	£224
Icon Swivel Spout		Mythos	341	287	50	35			●						●		3.56		Chrome	115.0625.185	£574
																			Matt Black	115.0625.187	£600
Icon Pull-Out Double Jet Shower		Mythos	355	237	48	35			●		●				●		2.67		Chrome	115.0625.188	£637
																			Matt Black	115.0625.190	£662
Icon Semi-Pro		Mythos	456	225	48	35			●		●				●		2.04		Matt Black	115.0690.598	£1012
Krios J-Spout		Maris	391	225	45	35			●						●		4.84	●	Chrome	115.0567.598	£366
																			Decor Steel	115.0567.599	£393
																			Brass	115.0567.600	£434
																			Matt Black	115.0659.347	£434
Krios J Pull-Out Spray		Maris	404	217	60	35			●		●				●		2.42		Chrome	115.0711.515	£496
Krios Spring		Maris	540	188	60	35			●			●			●		4.08	●	Chrome	115.0689.616	£583

Tap Model			Dimensions (mm)						Features						Valve(s)		Pressure				
		Family	Tap Height	Spout Reach	Base Diameter	Tap Cut-out Diameter	Side Spray Base Diameter	Spray Cut-out Diameter	Perlator	Filtered Water	Instant Boiling Water	Pull-Out Spray	Pull-Out Nozzle	Directional Nozzle	Side-Spray (cold water only)	Ceramic Disc Valve(s)	Compression Valve(s)	Hot Flow Rate at 0.3 bar (litres/min)			
Mythos		Mythos	317	227	40	35			●						●		1.75		Stainless Steel	115.0689.095	£564
																			Industrial Black	115.0689.096	£732
Mythos Pull-Out Nozzle		Mythos	345	216	40	35			●			●			●		1.75		Stainless Steel	115.0689.097	£732
																			Industrial Black	115.0689.098	£953
Mythos Masterpiece J Pull-Down Spray		Mythos	466	218	50	35			●			●			●		0.5		Stainless Steel	115.0711.554	£940
																			Gold	115.0711.558	£1230
																			Copper	115.0711.557	£1230
																			Anthracite	115.0711.555	£1230
Orbit		Maris	210.5	225	46	35			●						●		1.91		Chrome	115.0623.054	£266
Rotaflow		Smart	335	190	45	35			●				●			●	4.95	●	Chrome	115.0251.257	£187
Tessuto L Spout		Maris	332	218	48	35			●						●		2.15		Decor Steel	115.0691.515	£344
																			Polished Nickel	115.0711.940	£402
																			Brass	115.0692.198	£408
																			Matt Black	115.0691.516	£397
Tessuto Pull Down Nozzle		Maris	455	216	48	35			●			●			●		1.35		Decor Steel	115.0691.517	£476
																			Polished Nickel	115.0711.942	£538
																			Brass	115.0692.199	£549
																			Matt Black	115.0691.518	£536
Valais		Maris	367	210	45	35			●						●		0.8		Stainless Steel	115.0364.026	£359
Zelus		Maris	437	230	45	35			●			●			●		2.00		Chrome/Spring	115.0567.593	£406
Zurich		Maris	285	206	50	35			●						●		5.30	●	Chrome	115.0051.172	£167
																			Decor Steel	115.0061.579	£191






FilterFlow Taps

Doric		Maris	404	216	56	35			●	●						●		3.9		Chrome	120.0615.357	£550
Tasso		Maris	367	240	54	35			●	●						●		3.13		Chrome	120.0615.447	£550

Franke Vital Capsule

Vital Single Dispense		Mythos	311	120	50	22 or 35			●	●						●		N/A (hot) 3.50 (filter)		Chrome/ Gunmetal	120.0621.228	£496
																				Matt Black/ Decor Steel PVD	120.0621.311	£637
Vital 3-in-1 J-Spout Swivel		Mythos	477	228	50	35			●	●						●		2.55 (hot) 3.50 (filter)		Chrome/ Gunmetal	120.0621.229	£709
																				Matt Black/ Decor Steel PVD	120.0621.312	£849
Vital 3-in-1 Semi Pro		Mythos	550	235	50	35			●	●	●					●		1.75 (hot) 3.50 (filter)		Chrome/ Gunmetal	120.0621.230	£1063
																				Matt Black/ Decor Steel PVD	120.0621.313	£1204


Instant Boiling
Water Taps
Maris Water Hub
Taps

Instant Boiling Water Taps Maris Water Hub Taps		Dimensions (mm)						Features						Valve(s)		Pressure				
	Family	Tap Height	Spout Reach	Base Diameter	Tap Cut-out Diameter	Side Spray Base Diameter	Spray Cut-out Diameter	Perlator	Filtered Water	Instant Boiling Water	Pull-Out Spray	Pull-Out Nozzle	Directional Nozzle	Side-Spray (cold water only)	Ceramic Disc Valve(s)	Compression Valve(s)				Min-Max Operating Pressure
																		Finish	FUN FUN Number	Price
Mythos Water Hub Electronic 6-in-1 	Mythos	440	210	48	35				●	●					●		1-5	Stainless Steel	160.0709.049	£3311
																		Anthracite	160.0731.760	£3499
																		Copper	160.0731.757	£3499
																		Gold	160.0731.754	£3499
																		Matt Black	160.0731.740	£3499
Mythos Water Hub Electronic 5-in-1 	Mythos	440	210	48	35				●						●		1-5	Stainless Steel	160.0709.102	£2681
Maris Water Hub Mechanical 	Maris	388	222	50	35					●					●		1-5	Chrome	160.0702.509	£1180
																		Decor Steel	160.0711.525	£1251
																		Matt Black	160.0705.400	£1303
Maris Water Hub Electronic 4L 	Maris	388	222	50	35					Opt					●		1-5	Chrome	160.0702.542	£1294
																		Decor Steel	160.0709.047	£1500
																		Matt Black	160.0702.544	£1573
																		Anthracite	160.0737.249	£1573
																		Copper	160.0737.247	£1573
																		Gold	160.0737.249	£1573
Maris Water Hub Electronic 7L 	Maris	388	222	50	35					Opt					●		1-5	Chrome	160.0713.602	£1520
																		Decor Steel	160.0713.607	£1708
																		Matt Black	160.0713.605	£1780
Mixing Valve																			112.0728.340	£166
4-in-1 Filtration Kit																			112.0712.978	£274




Hob
Extractor
Model


Mythos 2gether Icon Steel

FMY 8391 HI		Mythos	83	N/A	Capacitative Touch	Multifan ++	7545	9+i	A+	•	•	•	No		N/A	•	No	N/A	N/A	N/A	N/A	Black Glass	340.0705.226	£3092
Ducting Kit																						112.0711.355	£181	


Mythos 2gether Icon Steel

FMY 8391R HI		Mythos	83	N/A	Capacitative Touch	Multifan ++	7545	9+i	A+	•	•	•	•		N/A	•	No	N/A	N/A	N/A	N/A	Black Glass	340.0705.335	£3347
Recirculating kit																						112.0711.985	£223	
Recirculating kit													G									112.0711.986	£238	


Mythos 2gether Glass

FMY 839 HE		Mythos	83	N/A	Capacitative Touch	Multifan ++	7545	8+2xi	A++	•	•	•	N/A		N/A	•	No	N/A	N/A	N/A	N/A	Black Glass	340.0679.889	£2950
Recirculating kit H10																						112.0539.570	£388	
Recirculating kit H6													G									112.0539.568	£375	
Back Recirculating kit													H									112.0679.887	£244	
H60 Ducting kit													G									112.0632.523	£220	
H90 Ducting kit													H									112.0539.569	£275	


Mythos 2gether

FMY 839 HI		Mythos	83	N/A	Capacitative Touch	Multifan ++	7545	8+2i	A+++	•	•	•	No		N/A	•	No	N/A	N/A	N/A	N/A	Black Glass	340.0597.249	£2719
Recirculating kit H10																						112.0539.570	£388	
Recirculating kit H6													G									112.0539.568	£375	
Back Recirculating kit													H									112.0679.887	£244	
H60 Ducting kit													G									112.0632.523	£220	
H90 Ducting kit													H									112.0539.569	£275	


Maris 2gether Steel

FMY 8391R HI 	Maris	83	N/A	Capacitative Touch with sliders	Multifan ++	7545	9+i	A++	•	•	•	N/A		N/A	•	No	N/A	N/A	N/A	N/A	Black Glass	340.0705.336	£3092
Recirculating kit																						112.0711.985	£223
Recirculating kit												G										112.0711.986	£238


Maris 2gether Steel

FMY 8391 HI		Maris	83	N/A	Capacitative Touch with sliders	Multifan ++	7545	9+i	A++	•	•	•	N/A		N/A	•	No	N/A	N/A	N/A	N/A	Black Glass	340.0705.227	£2911
Ducting Kit																						112.0711.355	£181	


Maris 2gether Minimal Black

FMY 8381R HI		Maris	83	N/A	Capacitative Touch	Multifan ++	7545	9+i	A++	•	•	•	N/A		N/A	•	No	N/A	N/A	N/A	N/A	Black Glass	340.0705.337	£2868
Recirculating kit																						112.0711.985	£223	
Recirculating kit													G									112.0711.986	£238	


Maris 2gether Minimal Black

FMY 8381 HI		Maris	83	N/A	Capacitative Touch	Multifan ++	7545	9+i	A++	•	•	•	N/A		N/A	•	No	N/A	N/A	N/A	N/A	Black Glass	340.0705.228	£2668
Ducting Kit																						112.0711.355	£181	


Hob
Extractor
Model

	Family	Width (cm)	Minimum height / maximum height (with chimney)	Control	Motor	Power consumption motor (W)	Extraction speed settings	Energy rating	Automatic cut-off timer	Continuous 24hr ventilation	Digital display	Charcoal filter	Perimetric extraction	Easy fit installation	Filter saturation indicator	Comfort light type	Remote control	Outlet tube diameter (mm)	Recommended positioning height above electric hob (mm)	Recommended positioning height above gas hob (mm)	Finish	FUN Number	Price
Maris 2gether																							
FMA 839 HI 	Maris	83	N/A	Capacitative Touch	Multifan ++	7545	8+2xi	A++	•	•	•	N/A		N/A	•	No	N/A	N/A	N/A	N/A	Black Glass	340.0595.364	£2258
Recirculating kit H10																						112.0539.570	£388
Recirculating kit H6												G										112.0539.568	£375
Back Recirculating kit												H										112.0679.887	£244
H60 Ducting kit												G										112.0632.523	£220
H90 Ducting kit												H										112.0539.569	£275


Smart 2gether Black Lines

FSM 7081R HI 	Smart	70	N/A	Capacitative Touch	Multifan ++	7545	9+i	A+	•	•	•	N/A		N/A	•	No	N/A	N/A	N/A	N/A	Black Glass	340.0705.338	£2365
Recirculating kit																						112.0711.985	£223
Recirculating kit												G										112.0711.986	£238

Smart 2gether Black Lines


FSM 7081 HI 	Smart	70	N/A	Capacitative Touch	Multifan ++	7545	9+i	A+	•	•	•	N/A		N/A	•	No	N/A	N/A	N/A	N/A	Black Glass	340.0705.229	£2183
Ducting Kit																						112.0711.355	£181

Smart 2gether




FSM 709 HI 	Smart	70	N/A	Capacitative Touch	Multifan ++	7545	8+2xi	A++	•	•	•	N/A		N/A	•	No	N/A	N/A	N/A	N/A	Black Glass	340.0678.203	£1650
Recirculating kit H100																						112.0678.823	£388
Recirculating kit H60												G										112.0678.824	£325
Back Recirculating kit												H										112.0679.887	£244
H60 Ducting kit												G										112.0632.523	£220
H90 Ducting kit												H										112.0539.569	£275
















Hood Model

















Downdraft












FDW 908 IB XS 	Mythos	88	N/A	Capacitative Touch	Energy 800 +	277	4+i	B	•		•	I	•	N/A	•	LED Bar	No	150	N/A	N/A	Black Glass	110.0365.588	£1625
--	--------	----	-----	--------------------	--------------	-----	-----	---	---	--	---	---	---	-----	---	---------	----	-----	-----	-----	-------------	--------------	-------

Mythos Masterpiece








FKAS A80 BK 	Mythos	80	455/650	Touch, Vocal control, Mobile APP	SPA+	250	3+i	A	•	•	•	B		N/A	•	LED Bar	Yes (opt)	150	650	650	Anthracite	335.0729.963	£1715
FKAS A80 BK 	Mythos	80	455/650	Touch, Vocal control, Mobile APP	SPA+	250	3+i	A	•	•	•	B		N/A	•	LED Bar	Yes (opt)	150	650	650	Copper	335.0729.961	£1715
FKAS A80 BK 	Mythos	80	455/650	Touch, Vocal control, Mobile APP	SPA+	250	3+i	A+	•	•	•	B		No	•	LED Bar	Yes (opt)	150	650	650	Gold	335.0729.962	£1715

Hood Model	Family	Width (cm)	Minimum height / maximum height (with chimney)	Control	Motor	Power consumption motor (W)	Extraction speed settings	Energy rating	Automatic cut-off timer	Continuous 24hr ventilation	Digital display	Charcoal filter	Perimetric extraction	Easy fit installation	Filter saturation indicator	Comfort light type	Remote control	Outlet tube diameter (mm)	Recommended positioning height above electric hob (mm)	Recommended positioning height above gas hob (mm)	Finish	FUN Number	Price
AQ Sense Monitor																							
FKASA80KK 	Mythos	80	455/650	Touch, Vocal control, Mobile APP	SPA+	250	3+i	A	•	•	•	B		N/A	•	LED X 2	Yes (opt)	150	650	650	Black	330.0657.269	£3870
AQ Sense Vertical																							
FVAS A80E 	Maris	80	455/650	Touch, Vocal control, Mobile APP	SPA+	250	3+i	A+	•	•	•	B		No	•	LED X 3	Yes (opt)	150	450	450	Black	330.0657.270	£1290
Maris Drip Free																							
FVAD A90 MATT/2 	Maris	90	455/650	Capacitative Touch	Sound Pro+	250	3+i	A			•	B		No		LED X 2	N/A	150	450	650	Black	330.0657.418	£1183
Mythos Per Pro																							
FMY PER PRO BK F90 	Mythos	90		Capacitative Touch	Sound Pro Brushless	272	3+2i	A++	•	•	•	B	•	No	•	Dimmable LED Bar	No	150	450	450	Black	330.0682.354	£1200
Mythos Vertical Pro K-Link																							
FMY PRO 907 FM BK/IX KL 	Mythos	90		Capacitative Touch	SPBRS J		3+2i	A++				B		No		LED X 1	No		450	450	Black/Inox	330.0705.064	£1153
FMY PRO 907 FM BK/BK MATT KL 	Mythos	90		Capacitative Touch	Sound Pro Brushless		3+2i	A++				B		No		LED X	No		450	450	Black	330.0705.065	£1112
Mythos Vertical Air Hub																							
FVMY AH BK F90 UK 	Mythos	90		Capacitative Touch	Radial Purifer		3+i	A+				D		No		LED X 2	N/A		450	450	Black	330.0685.564	£1200
Smart Wall																							
FSMS WALL F42 BK MATT 	Smart	42		Push Button	Sound Pro+	272	3+i	A				B	•	No		LED X 2	No	150	650	650	Black	335.0689.671	£1165
FSMS WALL F42 WH MATT 	Smart	42		Push Button	Sound Pro+	272	3+i	A				B	•	No		LED X 2	No	150	650	650	White	335.0689.672	£1165
Maris Pro Vertical Pro K-Link																							
FMA 2.0 PRO 807 BK KL 	Maris	80	500/1000	Capacitative Touch	SPA ++	272	3+i	A+	•	•	•	B		No	•	LED X 2	N/A	150	450	450	Black	330.0705.069	£1010
FMA 2.0 PRO 907 BK KL 	Maris	90	500/1000	Capacitative Touch	SPA ++	272	3+i	A+	•	•	•	B		No	•	LED X 2	N/A	150	450	450	Black	330.0705.068	£1062
Maris Modular Wall																							
FMA Modular Hood 60cm 	Maris	60		Flush Touch, Button Control	SPA +		3+i	A						No		LED X 1	N/A	150	450	450	Black	335.0706.646	£908
Maris Modular Wall Shelf Module																							
	Maris	60																		Black/Smokey Grey Glass	112.0706.647	£497	
Maris Matt Pro																							
FMA PRO 807 BK/BK MATT 	Maris	80		Capacitative Touch	Sound Pro A++							B		No		LED X 1	N/A	150	450	450	Black	330.0682.356	£880
FMA PRO 907 BK/BK MATT 	Maris	90		Capacitative Touch	Sound Pro A++							B		No		LED X 1	N/A	150	450	450	Black	330.0682.355	£940
Mythos T Shape Air Hub																							
FTMY AH BK F90	Mythos	90		Capacitative Touch	Radical Purifier		3+i	A				D		No		UVC X 2	No		500	650	Black	325.0679.323	£1075




















Hood Model	Family	Width (cm)	Minimum height / maximum height (with chimney)	Control	Motor	Power consumption motor (W)	Extraction speed settings	Energy rating	Automatic cut-off timer	Continuous 24hr ventilation	Digital display	Charcoal filter	Perimetric extraction	Easy fit installation	Filter saturation indicator	Comfort light type	Remote control	Outlet tube diameter (mm)	Recommended positioning height above electric hob (mm)	Recommended positioning height above gas hob (mm)	Finish	FUN Number	Price
Evo Plus																							
FPJ 625 V BK/SS 	Smart	60		Capacitative Touch	Sound Pro A++	272	3+i	A				B	•	No		LED	N/A	150	450	450	Black	330.0528.064	£537
FPJ 625 V WH/SS 	Smart	60		Capacitative Touch	Sound Pro A++	272	3+i	A				B	•	No		LED	N/A	150	450	450	White	330.0528.065	£537
Format 45																							
FDF EV8 60 XS/2 	Smart	60		Push Button	Sound Pro 800	272	3+i	B				D	•	No		LED X 2	No	150	500	650	Black	325.0599.575	£343
FDF EV8 70 XS/2 	Smart	70		Push Button	Sound Pro 800	272	3+i	B				D	•	No		LED X 2	No	150	500	650	White	325.0599.576	£349
FDF EV8 90 XS 	Smart	90		Push Button	Sound Pro 800	272	3+i	B				D	•	No		LED X 2	No	150	500	650	Black	325.0599.549	£363
FDF EV8 90 BK 	Smart	90		Push Button	Sound Pro 800	272	3+i	B				D	•	No		LED X 2	No	150	500	650	White	325.0599.574	£395
T-Glass Nice																							
FGL 625 XS NP/2 	Smart	60		Push Button	Sound Pro 800	272	3+i	B				D	•	Yes		LED X 2	No	150	500	650	Stainless Steel	325.0590.997	£327
FGL 925 XS NP/2 	Smart	90		Push Button	Sound Pro 800	272	3+i	B				D	•	Yes		LED X 2	No	150	500	650	Stainless Steel	325.0590.996	£363
T-Glass Ray																							
FGC 625 XS NP/2 	Smart	60		Push Button	Sound Pro 800	272	3+i	B				D	•	Yes		LED X 2	No	150	500	650	Stainless Steel	325.0591.034	£327
FGC 925 XS NP/2 	Smart	90		Push Button	Sound Pro 800	272	3+i	B				D	•	Yes		LED X 2	No	150	500	650	Stainless Steel	325.0591.036	£363
Joy																							
FJO 624 XS 	Smart	60		Square Push Button	New Smile 450	272	3	D				L	•	No		LED X 2	No	150	650	650	Black	320.0545.169	£141
FJO 924 XS 	Smart	90		Square Push Button	New Smile 450	272	3	D				L	•	No		LED X 2	No	150	650	650	White	320.0545.172	£162
Mythos T-Shelf																							
FMY BK MATT F180 FRANKE 	Mythos	180		Push Button	Sound Pro+	272	3+i	A				D	•	No		LED Bar X 2	No	150	500	650	Black	325.0678.073	£2875
Smart Suspended																							
FSMS 42 SS/BK MATT 	Smart	42		Push Button	Sound Pro+	272	3+i	A				B	•	No		LED X 2	N/A	150	650	650	Stainless Steel/ Black	345.0654.870	£1064
FSMS 42 WH MATT 	Smart	42		Push Button	Sound Pro+	272	3+i	A				B	•	No		LED X 2	N/A	150	650	650	White	345.0654.932	£1064
FSMS 42 BK MATT 	Smart	42		Push Button	Sound Pro+	272	3+i	A				B	•	No		LED X 2	N/A	150	650	650	Black	345.0654.933	£1064
















Hood Model	Family	Width (cm)	Minimum height / maximum height (with chimney)	Control	Motor	Power consumption motor (W)	Extraction speed settings	Energy rating	Automatic cut-off timer	Continuous 24hr ventilation	Digital display	Charcoal filter	Perimetric extraction	Easy fit installation	Filter saturation indicator	Comfort light type	Remote control	Outlet tube diameter (mm)	Recommended positioning height above electric hob (mm)	Recommended positioning height above gas hob (mm)	Finish	FUN Number	Price
T-Glass Linear Island																							
FGL 925 IXS NP		Smart	90	Push Button	Sound Pro 800	272	3	B				D	•	No		LED X 4	No	150	500	650	Stainless Steel	325.0590.061	£687
Mythos Ceiling Air Hub																							
FCMY 120C WHG A AH		Mythos	120	Vocal Control, Mobile App, Push Button	Multifan A++	272	3+2i	A+				A	•	Yes		LED Bar X 1	Yes (incl)	150	650	1500	White	350.0679.885	£1950
AQ Sense Ceiling																							
FSMS WALL F42 BK MATT		Maris	90	Vocal Control, Mobile App, Push Button	Sound Pro A+	272	3+i	A				B	•	Yes		LED X 2	Yes (incl)	150	650	1500	Stainless Steel	350.0657.264	£1720
Mythos Ceiling																							
FCMY 90 C WHG A 2"		Mythos	90	Touch, Vocal Control, Mobile App, Push Button	Sound Pro A++	272	3+i	A				A	•	Yes		LED X 2	Yes (incl)	150	650	1500	White	350.0679.883	£1715
Mythos Ceiling (K-Link)																							
FCMY 90 C XS A KL		Mythos	90	Touch, Vocal Control, Mobile App, Push Button	Multifan A++	272	3+2i	A+				A	•	Yes		LED X 2	Yes (incl)	150	650	1500	Stainless Steel	350.0705.066	£1679
Maris Ceiling (K-Link)																							
FCMA 90 C XS A KL		Maris	90	Vocal Control, Mobile App, Push Button	Multifan A++	272	3+i2	A+				A	•	Yes		LED X 6	Yes (incl)	150	650	1500	Stainless Steel	350.0705.070	£1415
Maris Ceiling																							
FCMA 90 C WHG A		Maris	90	Vocal Control, Mobile App, Push Button	Multifan A++	272	3+i2	A+				A	•	Yes		LED X 6	Yes (incl)	150	650	1500	White	350.0679.879	£1520
Maris Drip Free (K-Link)																							
FST DRIP-FREE 60 X/2 KL		Maris	60	Capacitive Touch	SPA +	272	3+i	A				B	•	Yes		LED X 2	Yes (opt)	150	410	530	Stainless Steel/ Black Glass	305.0705.074	£926
FST DRIP-FREE 90 X/2 KL		Maris	90	Capacitive Touch	SPA +	272	3+i	A				B	•	Yes		LED X 2	Yes (opt)	150	410	530	Stainless Steel/ Black Glass	305.0705.073	£979
Box Premium																							
FBFP XS A52		Mythos	52	Remote or Mobile App	Sound Pro A+	272	3+i	A				B	•	Yes		LED Bar X 1	Yes	150	450	530	Stainless Steel	305.0665.368	£645
FBFP XS A70		Mythos	70	Remote or Mobile App	Sound Pro A+	272	3+i	A				B	•	Yes		LED Bar X 2	Yes	150	450	530	Stainless Steel	305.0665.369	£688



Hood Model	Family	Width (cm)	Minimum height / maximum height (with chimney)	Control	Motor	Power consumption motor (W)	Extraction speed settings	Energy rating	Automatic cut-off timer	Continuous 24hr ventilation	Digital display	Charcoal filter	Perimetric extraction	Easy fit installation	Filter saturation indicator	Comfort light type	Remote control	Outlet tube diameter (mm)	Recommended positioning height above electric hob (mm)	Recommended positioning height above gas hob (mm)	Finish	FUN Number	Price
Box EVO																							
FBFE XS A52 	Maris	52		Push Button	Sound Pro 800	272	3+i	B				B	•	Yes		LED Bar X1	N/A	150	650	650	Stainless Steel	305.0675.745	£484
FBFE WH MATT A52 	Maris	52		Push Button	Sound Pro 800	272	3+i	B				B	•	Yes		LED Bar X1	N/A	150	650	650	White	305.0670.685	£484
FBFE BK MATT A52 	Maris	52		Push Button	Sound Pro 800	272	3+i	B				B	•	Yes		LED Bar X1	N/A	150	650	650	Black	305.0670.688	£484
FBFE XS A70 	Maris	70		Push Button	Sound Pro 800	272	3+i	B				B	•	Yes		LED Bar X1	N/A	150	650	650	Stainless Steel	305.0675.746	£527
FBFE WH MATT A70 	Maris	70		Push Button	Sound Pro 800	272	3+i	B				B	•	Yes		LED Bar X1	N/A	150	650	650	White	305.0670.686	£527
FBFE BK MATT A70 	Maris	70		Push Button	Sound Pro 800	272	3+i	B				B	•	Yes		LED Bar X1	N/A	150	650	650	Black	305.0670.687	£527
Integrata																							
FFI 622 GR/2 	Smart	60		Slider	Sound Pro 600	272	3	C				B	•	No		LED X2	No	150	450	450	Aluminium /Grey	310.0518.755	£321



Appliance	Family	Dimensions	Pyrolytic	Steam	Microwave	Controls	Display	Smooth2Close System	Cavity Capacity (litres)	Functions	CookAssist Functions	Special Functions	Telescopic Guides	Energy Class	Finish	FUN Number	Price
Mythos Steam Oven																	
FMY 99 HS XS 	Mythos	595x595x543mm		●		Full Touch	TFT Touch Display	●	73	19	60	15	1level	A+	Stainless Steel	116.0613.706	£1690
FMY 99 HS BK 	Mythos														Black	116.0613.707	£1740
Mythos Pyrolytic Oven																	
FMY 99 P XS 	Mythos	595x595x543mm	●			Push-Pull Knobs	TFT Touch Display	●	73	10	42	17	1level	A+	Stainless Steel	116.0613.708	£1080
FMY 99 P BK 	Mythos														Black	116.0613.709	£1115
FMY 98 P XS 	Mythos	595x595x543mm	●			Push-Pull Knobs	LCD Display	●	73	10	9	15	1level	A+	Stainless Steel	116.0606.101	£930
FMY 98 P BK 	Mythos														Black	116.0606.102	£970
Mythos Combi Compact Microwave																	
FMY 45 MW XS 	Mythos	595x455x560mm			●	Push-Pull Knobs	LCD Display	●	40	9	10	7	N/A	N/A	Stainless Steel	131.0606.105	£1240
FMY 45 MW BK 	Mythos														Black	131.0632.660	£1280
Mythos Warming Drawer																	
FMY 14 DRW XS 	Mythos	95x132x550mm	N/A	N/A	N/A	N/A	N/A	●	16	25	N/A	N/A	N/A	N/A	Stainless Steel	131.0611.212	£560
FMY 14 DRW BK 	Mythos														Black	131.0640.710	£580
Maris Pyrolytic Oven																	
FMA 97 P XS 	Maris	595x595x570mm	●			Push-Pull Knobs	LED Display	●	71	11	2	0	1level	A+	Stainless Steel	116.0606.100	£820
Maris																	
FMA 86 H X S 	Maris	595x595x570mm		●		Knobs	Digital Display	●	71	8	1	0	Optional Extra 1level	A+	Stainless Steel	116.0606.097	£695
Maris Combi Compact Microwave																	
FMA 45 MW XS 	Maris	595x560x455mm			●	Knobs	LED Display	●	40	7	3	0	N/A	N/A	Stainless Steel	131.0606.104	£1150
Mythos Coffee Machine																	
FMY 45 CM XS 	Mythos	595x456x412mm	N/A	N/A	N/A	Electronic Touch Control	Digital Display	N/A	N/A	N/A	N/A	N/A	N/A	N/A	Stainless Steel	131.0627.473	£2350
FMY 45 CM BK 	Mythos	595x456x412mm	N/A	N/A	N/A	Electronic Touch Control	Digital Display	N/A	N/A	N/A	N/A	N/A	N/A	N/A	Black	131.0682.091	£2378
Mythos Coffee Machine Accessory Drawer																	
FMY CMD XS 	Mythos	595x132x544mm	N/A	N/A	N/A	N/A	N/A	N/A	N/A	N/A	N/A	N/A	N/A	N/A	Stainless Steel	131.0691.007	£684
FMY CMD BK 	Mythos	595x132x544mm	N/A	N/A	N/A	N/A	N/A	N/A	N/A	N/A	N/A	N/A	N/A	N/A	Black	131.0694.163	£692
Mythos Wine Cooler																	
FMY 24 WCR XS UK 	Mythos	595x456x412mm	N/A	N/A	N/A	Electronic Touch Control	Digital Display	N/A	N/A	N/A	N/A	N/A	N/A	N/A	Stainless Steel	131.0690.765	£2300
Mythos Wine Cooler Accessory Drawer																	
FMY 14 WRCD XS 	Mythos	595x132x544mm	N/A	N/A	N/A	N/A	N/A	N/A	N/A	N/A	N/A	N/A	N/A	N/A	Stainless Steel	131.0691.007	£684

Appliance	Family	Type	Dimensions	Gas	Electric	Heating Zones	Dual Crown	Cast Iron Grilles	Integrated Electronic Ignition	Safety Valve	Controls	User Interface	Sliders	Functions	Cook Assist Functions	FlexPro Zone	Power Level	Child Lock	Finish	FUN Number	Price
Mythos Hobs																					
FHCR 604 4G HE BK C 	Mythos	Gas on Glass	510x590mm	●		4		●	●	●									Black	106.0374.280	£650
FHCR 604 4G HE XA C 		Gas on Stainless Steel	513x593mm			4													Stainless Steel	106.0496.075	£1000
FHCR 905 4G TC HE BK C 	Mythos	Gas on Glass	510x880mm	●		5	●	●	●	●									Black	106.0374.288	£850
FHCR 905 4G HE XA C 		Gas on Stainless Steel	513x883mm			5													Stainless Steel	106.0496.077	£1285
Maris Hobs																					
FHMA 604 DC MB C 	Maris	Gas on Metal	510x590mm	●		4	●	●	●	●									Black	106.0670.112	£615
FHMA 755 4G DC MB C 			510x730mm			5													Black	106.0670.113	£715
Mythos K-Link Matt Black Induction																					
FMY 805 IF KL MB 	Mythos	Electric Induction	510x770mm		●	5						direct touch	4	2			9+ Booster	●	Black	108.0733.617	£1899
Mythos Masterpiece K-Link Induction																					
FMY 805 IF KL AN 	Mythos	Electric Induction	510x770mm		●	5						Direct touch with sliders	4	2			9+ Booster		Anthracite	108.0735.487	£1849
FMY 805 IF KL CP 			510x770mm			5						Direct touch buttons							Copper	108.0735.485	£1849
FMY 805 IF KL GD 			510x770mm			5						Text assisted white display							Gold	108.0735.486	£1849
Mythos Induction																					
FMY 805 IF KL BK 	Mythos	Electric Induction	510x770mm		●	5	●					Direct touch with sliders	4	2			9+ Booster		Black	108.0704.932	£1710
FMY 906 IFp BK 	Mythos	Electric Induction	510x860mm		●	6	●					Text assisted white display	1	19	63	●	18+ Booster		Black	108.0675.431	£1485
FMY 658 IFP 			510x650mm		●	8	●						Text assisted white display	1	19	63	●	18+ Booster		Black	108.0613.587
Maris Induction																					
FMA 654 IF KL BK 	Maris	Electric Induction	650x510mm		●	4						Direct touch	1	1			9+ Booster	●	Black	108.0704.935	£784
FMA 804 IF BK 			770x510mm		●	4							Direct touch	4	4			18+ Booster		Black	108.0606.112





Franke UK Limited
West Park, MIOC
Styal Road
Manchester
M22 5WB
Phone: +44 (0)161 436 6280
Fax: +44 (0)161 436 2180
ks-info.gb@franke.com
franke.com

FUN: 994.0740.578
MP/0325/10

